

H1 2023 Results Presentation



Revenues \$611 m
+18% YoY

Strong momentum backed by Core business growth and rising interest rates



Healthy Balance Sheet T1 Ratio
15.2%, NSFR 123%

Capital and Liquidity metrics remain strong with healthy buffers to maintain growth momentum



Net profit US\$ 121 m
+72% YoY, RoE ~ 6%, ~ +2% YoY

Net Operating Income +31% YoY. Cost discipline facilitating investments delivering growth in our digital units

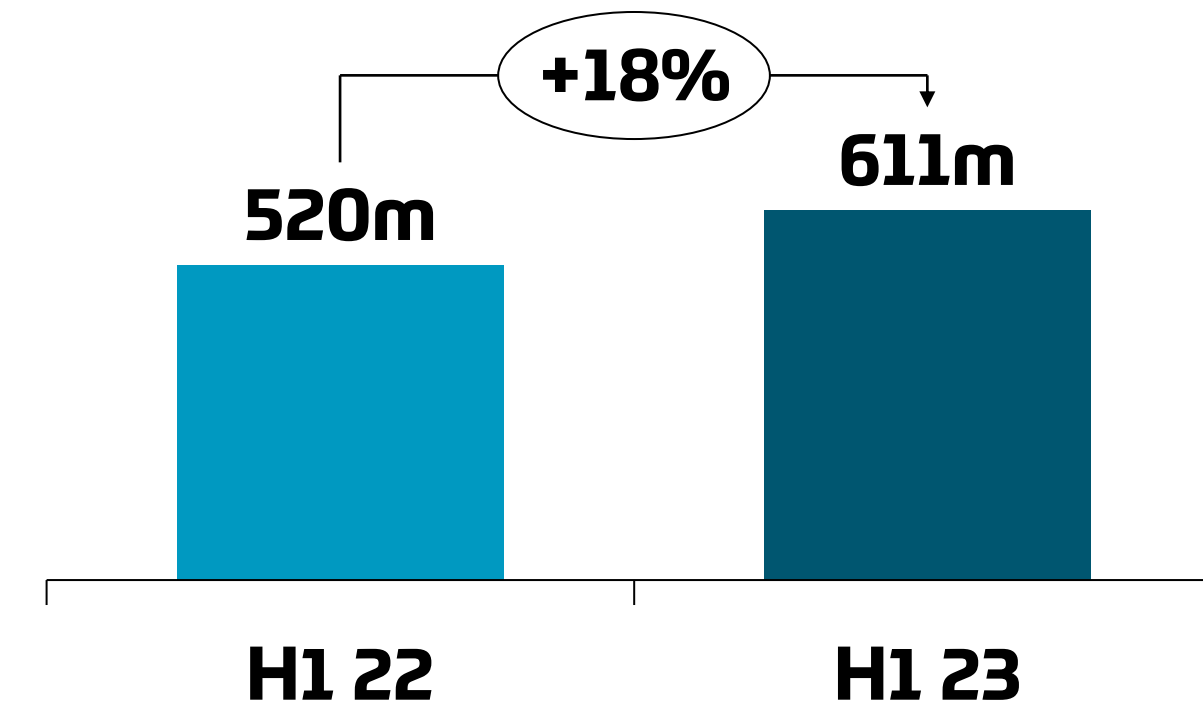


Continuing to achieve major delivery milestones in building our Bank of the Future

Digital strategy delivery performed well, with all key metrics met or exceeded and significant YoY uplift

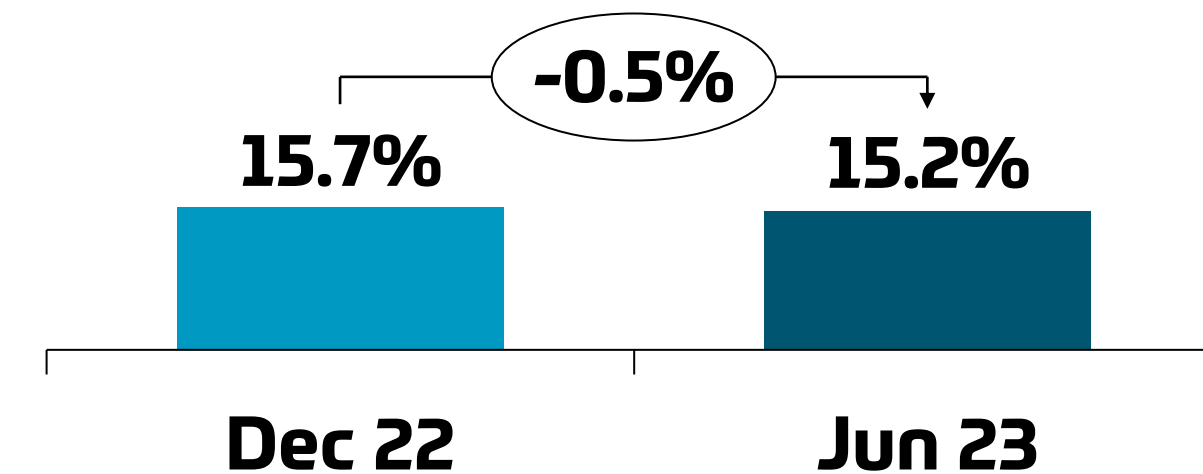
Total Operating Income, \$m

- /\$611m, 18% growth on a YoY basis benefitting from underlying business growth propelled further by higher interest rates.
- /Revenues tracking higher on a YoY basis across almost all our units



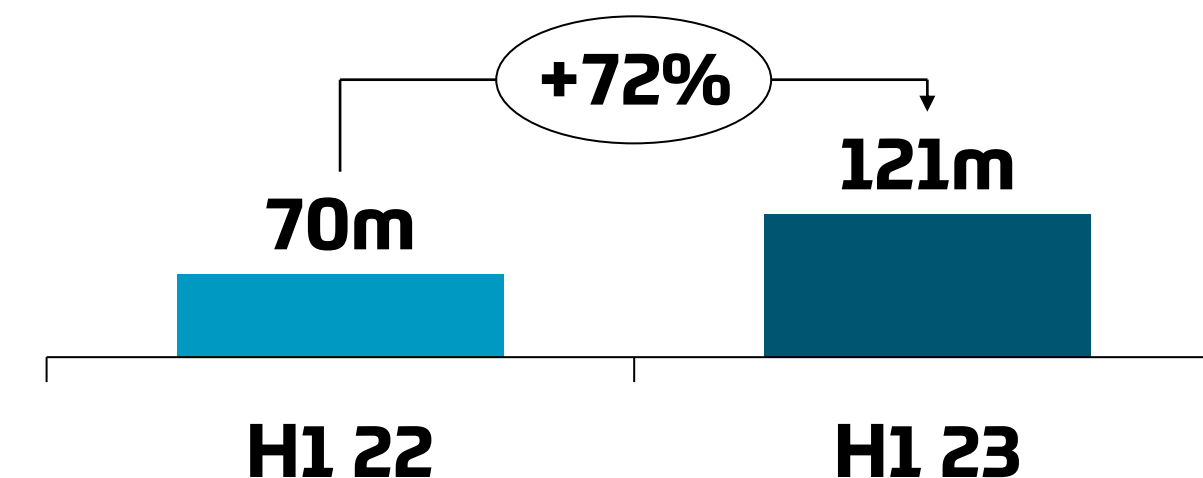
T1 Capital Ratio, %

- /Remains strong and well above the regulatory minimum of 10.5%
- /CET 1 Ratio (13.6%) comprises the majority of Tier 1 Ratio



Net Profit, \$m

- /Net operating profit (before provisions and taxation) grew by +31%
- /Net Profit of \$121m, a strong 72% growth

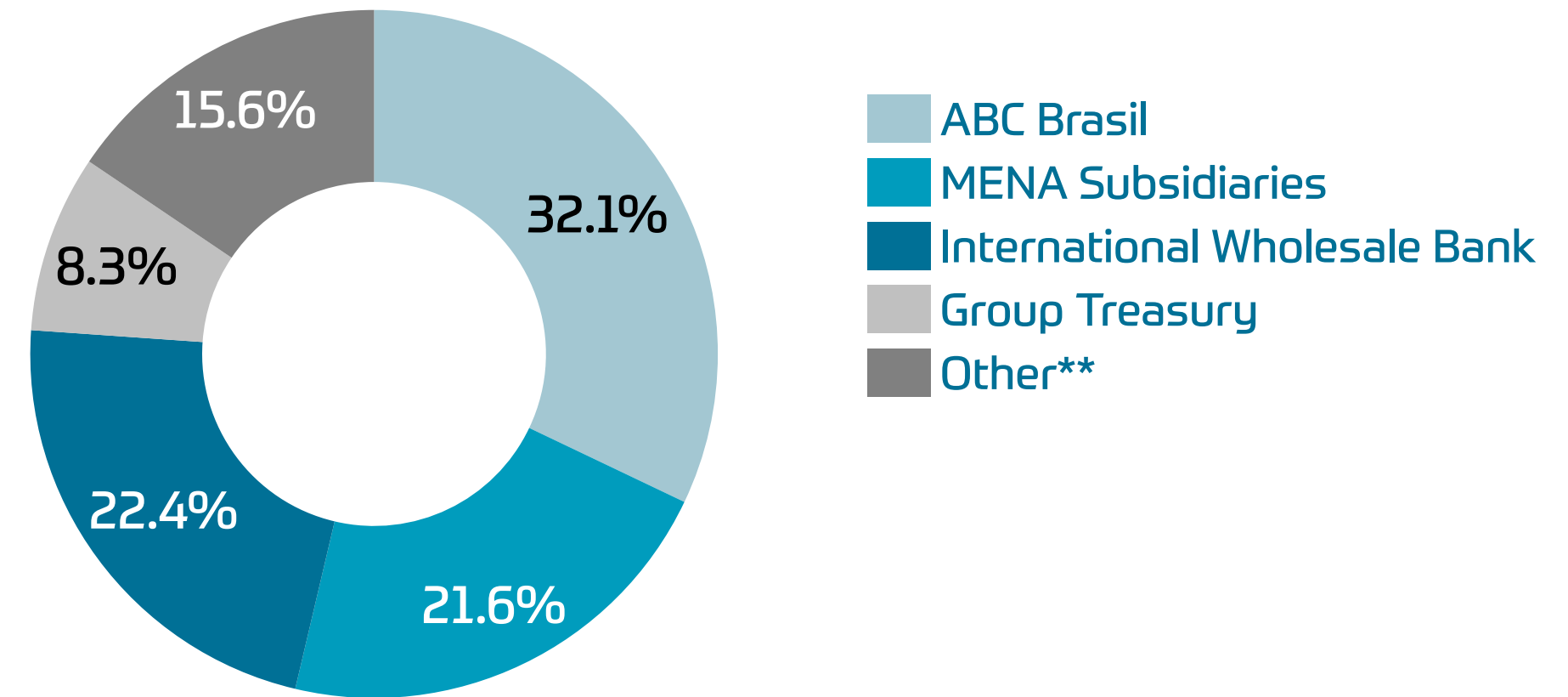


/TOI reached \$611m during H1 23, 18% higher on a YoY basis, and was well diversified across our markets and business lines

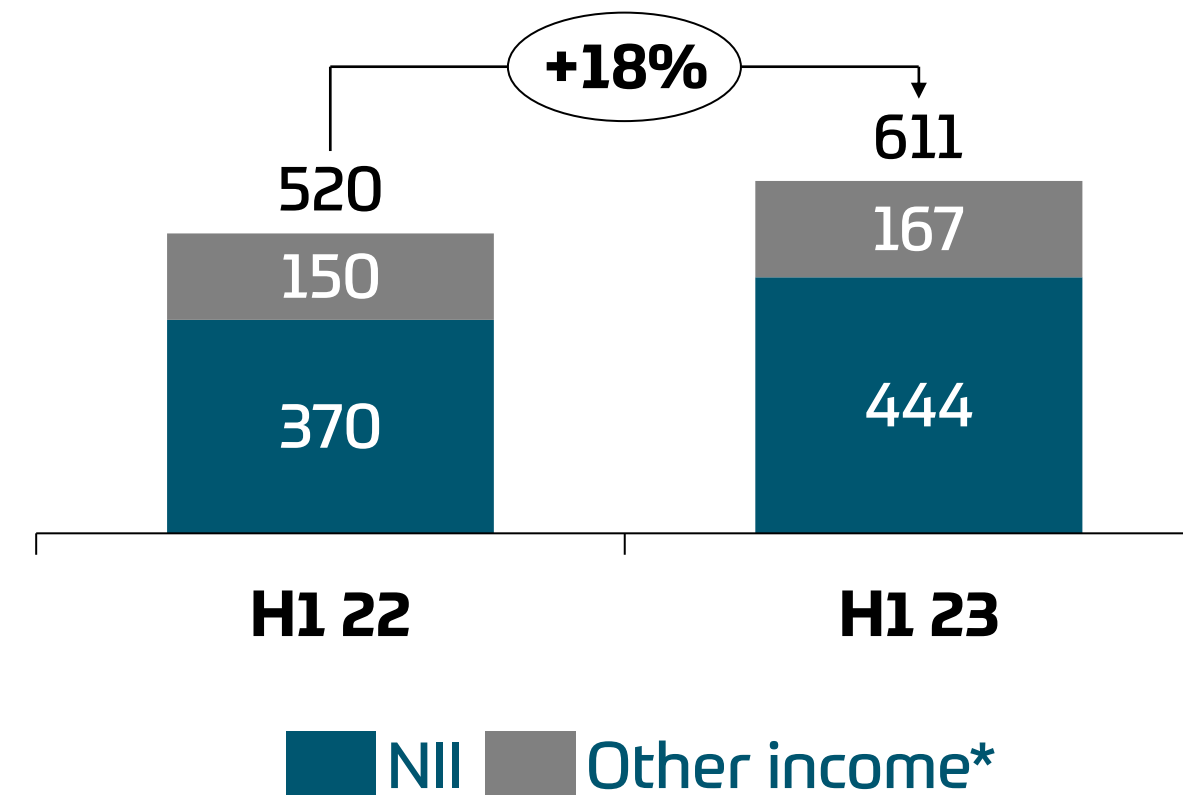
/Net interest income at \$444m +20% year on year supported by strong loan volumes, higher interest rates and improving margins. NIM +20bps YoY

/Other income also up 11% YoY reflecting good client cross sell and ancillary fee income

TOI by business (H1 23), \$m



NII vs Other income, \$m



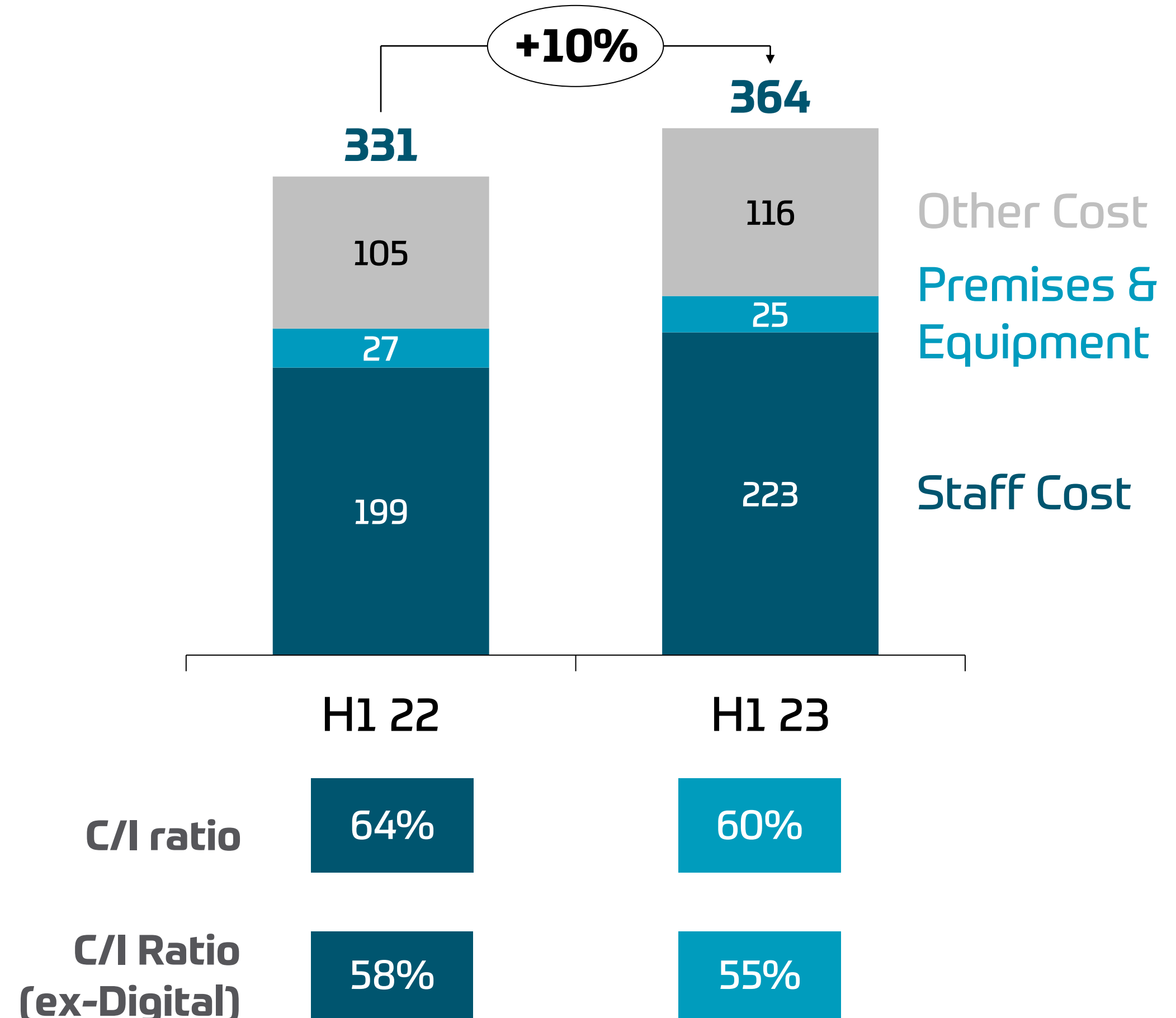
** Other includes activities of Arab Financial Services and ila and Equity income.

✓ The Group continues to enforce appropriate cost discipline without compromising on investments into the Group’s digital transformation and strategic initiatives to build its “Bank of the Future”.

- ✓ +18% increase in TOI YoY
- ✓ +10% increase in costs YoY
- ✓ +8% “positive jaws”

✓ Cost to income ratio therefore improved 4% to 60% on a headline basis and 3% to 55% when adjusted for ongoing investment in digital initiatives

Operating Expenses and Cost to Income Ratio

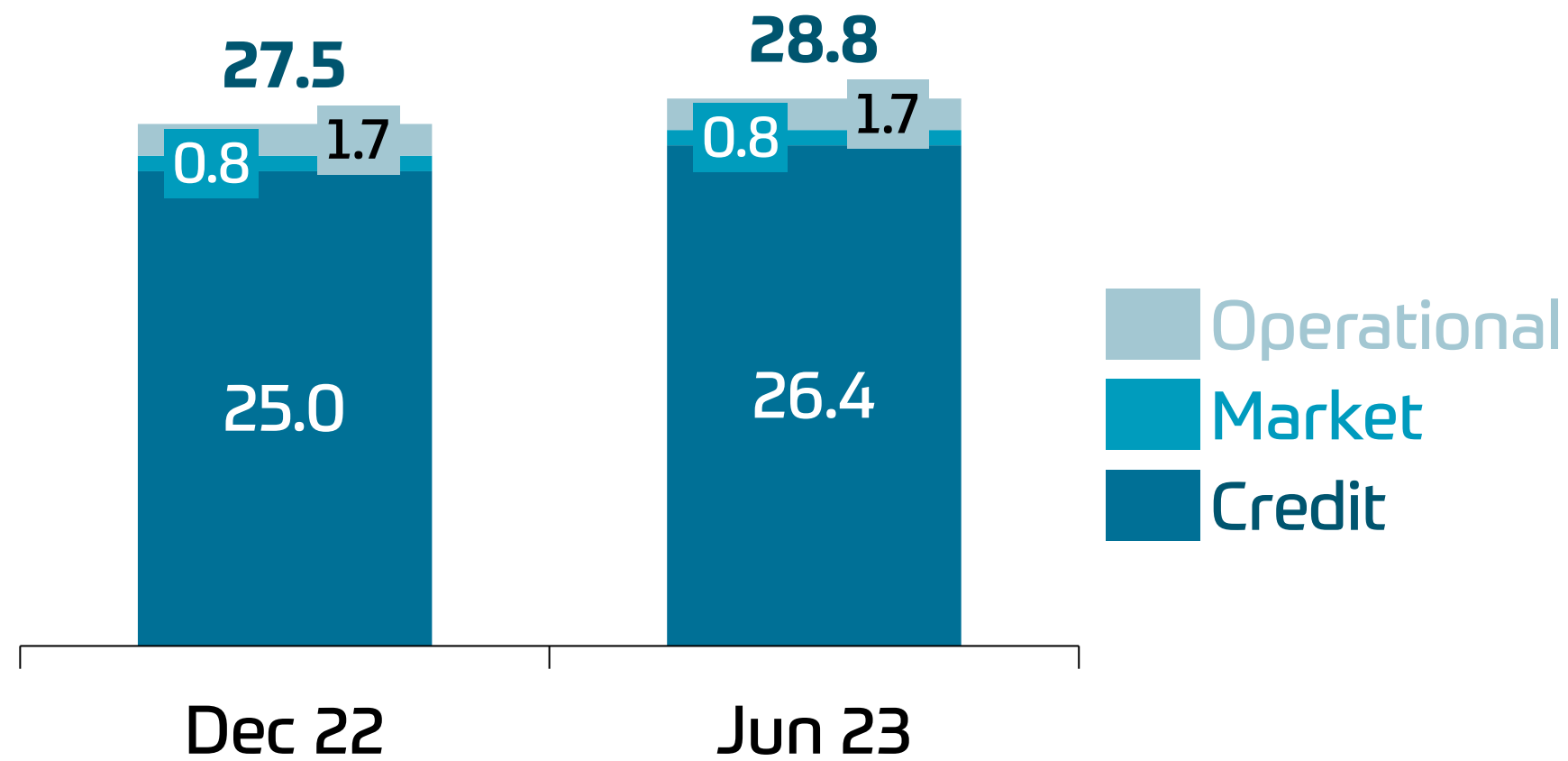


Healthy Capital Ratios, well above Regulatory minimum

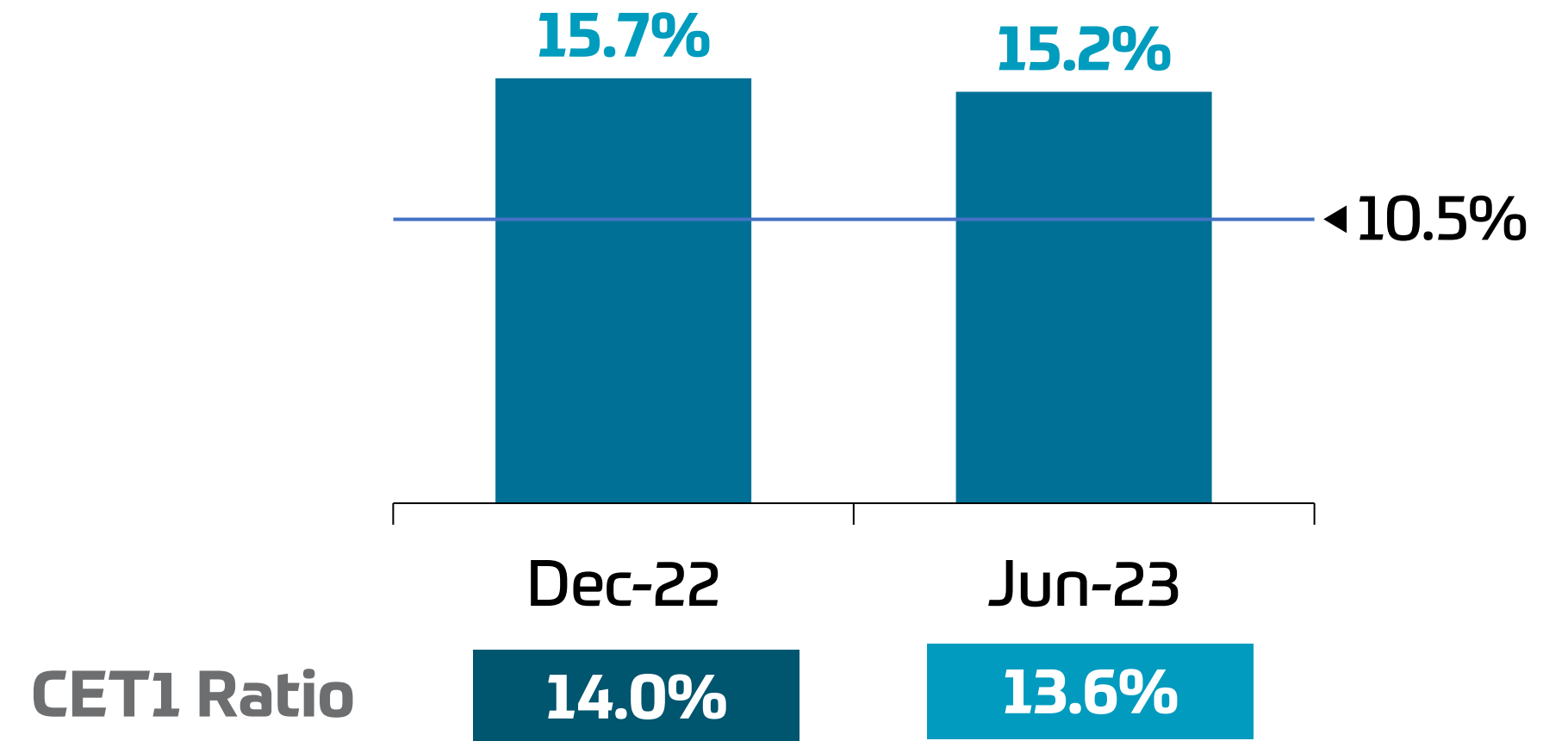
Overview

- /Capital base remains strong
- /CET 1 Ratio (13.6%) comprises the majority of Tier 1 Ratio
- /Total CAR of 16.3% as at June 23
- /RWA stood at \$28.9bn as of June 23, growing by 5% from YE 2022, also reflecting strengthening BRL to USD

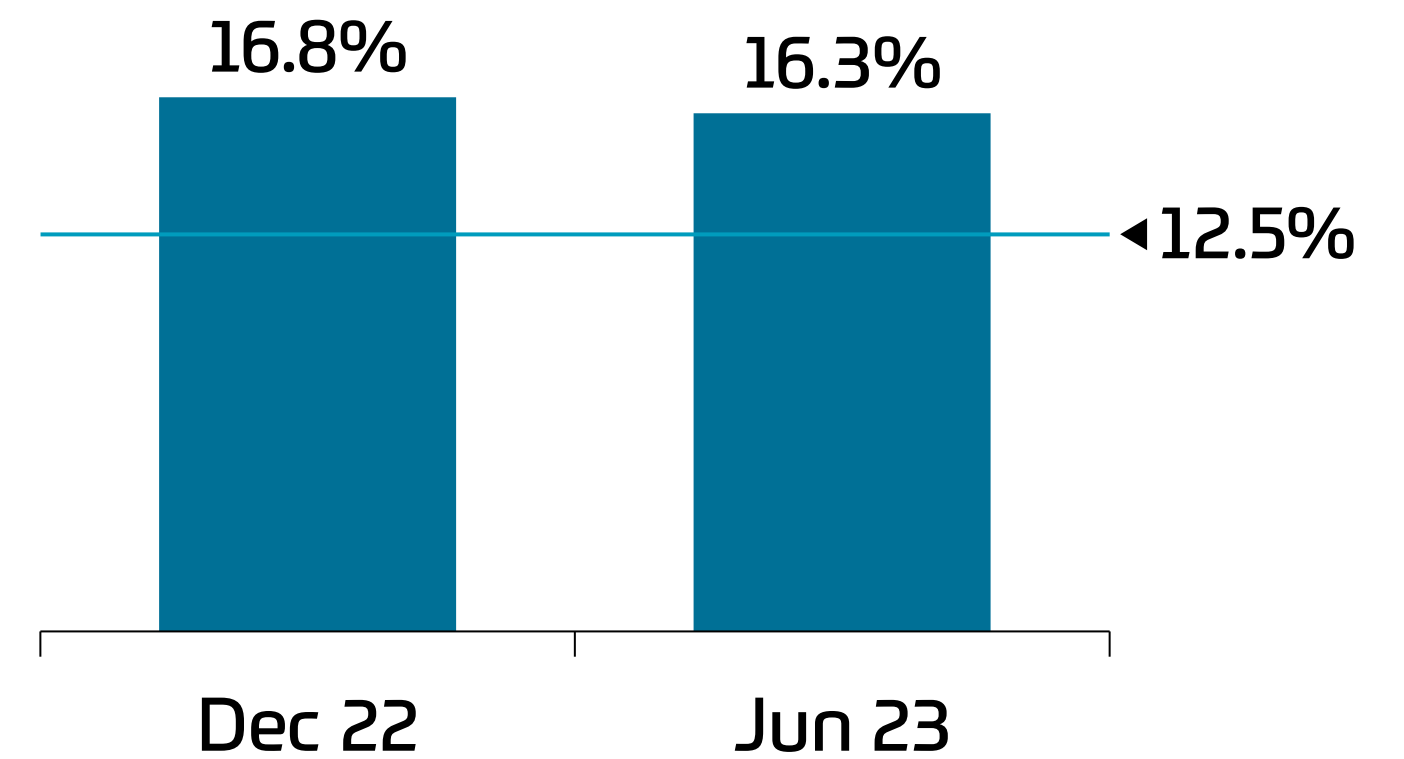
RWA by Type of Risk, \$bn



CET1 and Tier 1 Ratios, %



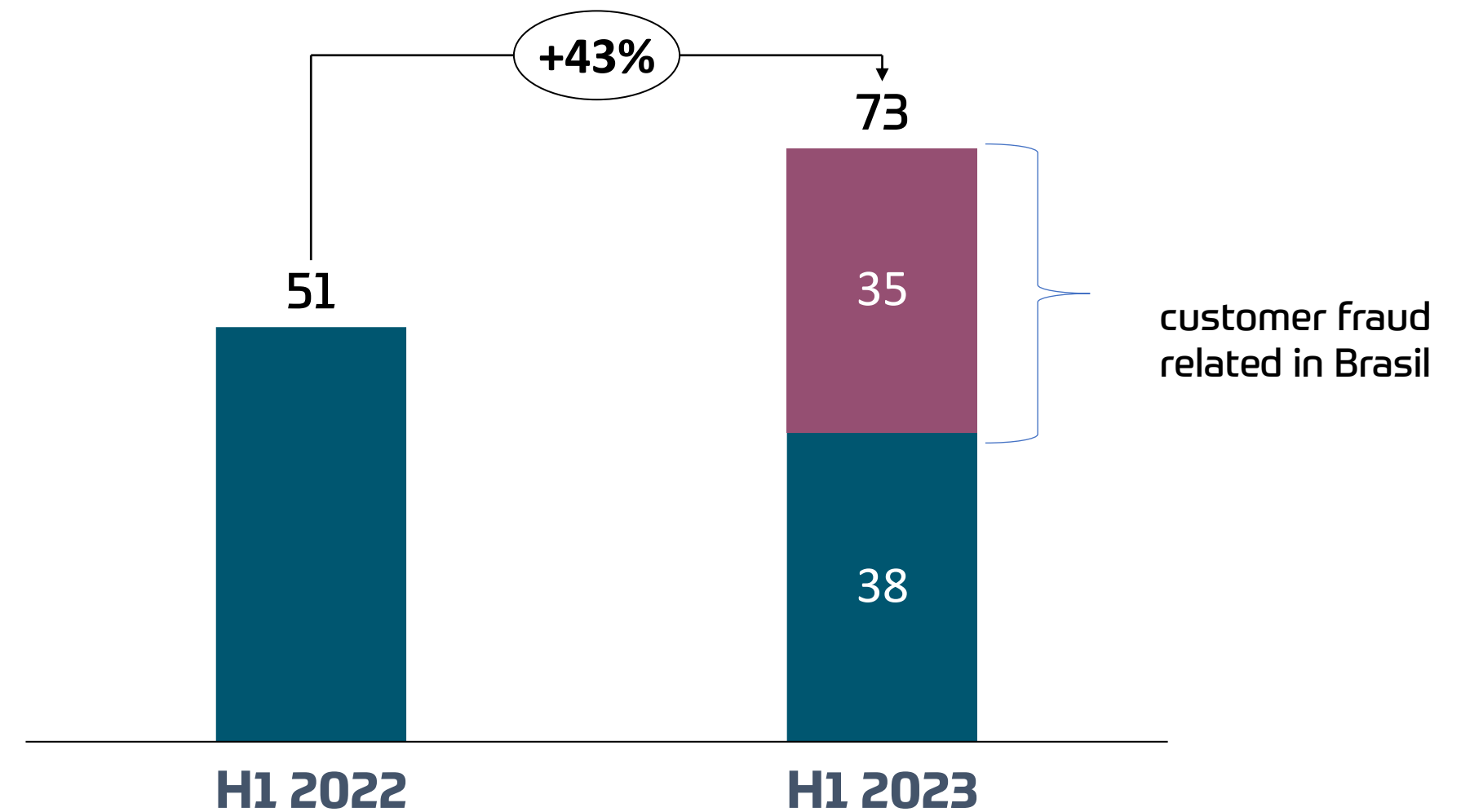
Total Capital Adequacy Ratio, %



Underlying ECL and cost of risk improved YoY

ECL and cost of risk, \$m, bps

- Underlying Cost of risk at 40bps, better on a YoY basis due to benign provision experience across all other business and units
- Headline ECL and cost of risk impacted by one-off Americanas¹ Company Fraud event impacting our business in Brasil.
- NPL Ratio and Coverage ratio remain at healthy levels



Cost of risk ²	57 bps	78 bps
Underlying Cost of risk		40 bps
Coverage ratio	105%	104%
NPL Ratio	3.7%	3.1%

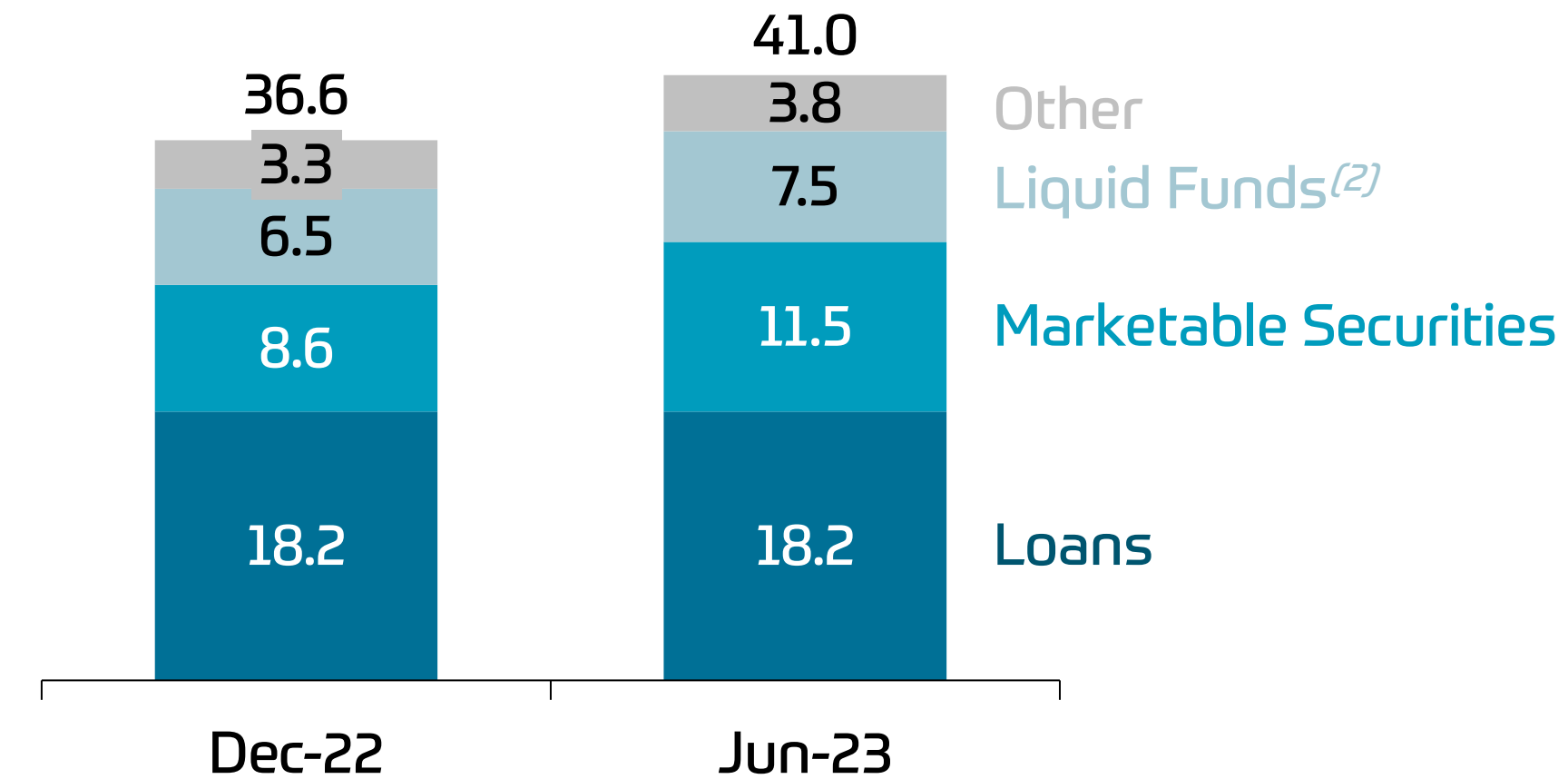
1. Americanas is a large online retailer in Brasil with major accounting irregularities disclosed early in Q1

2. Credit Loss expense / Gross Loans

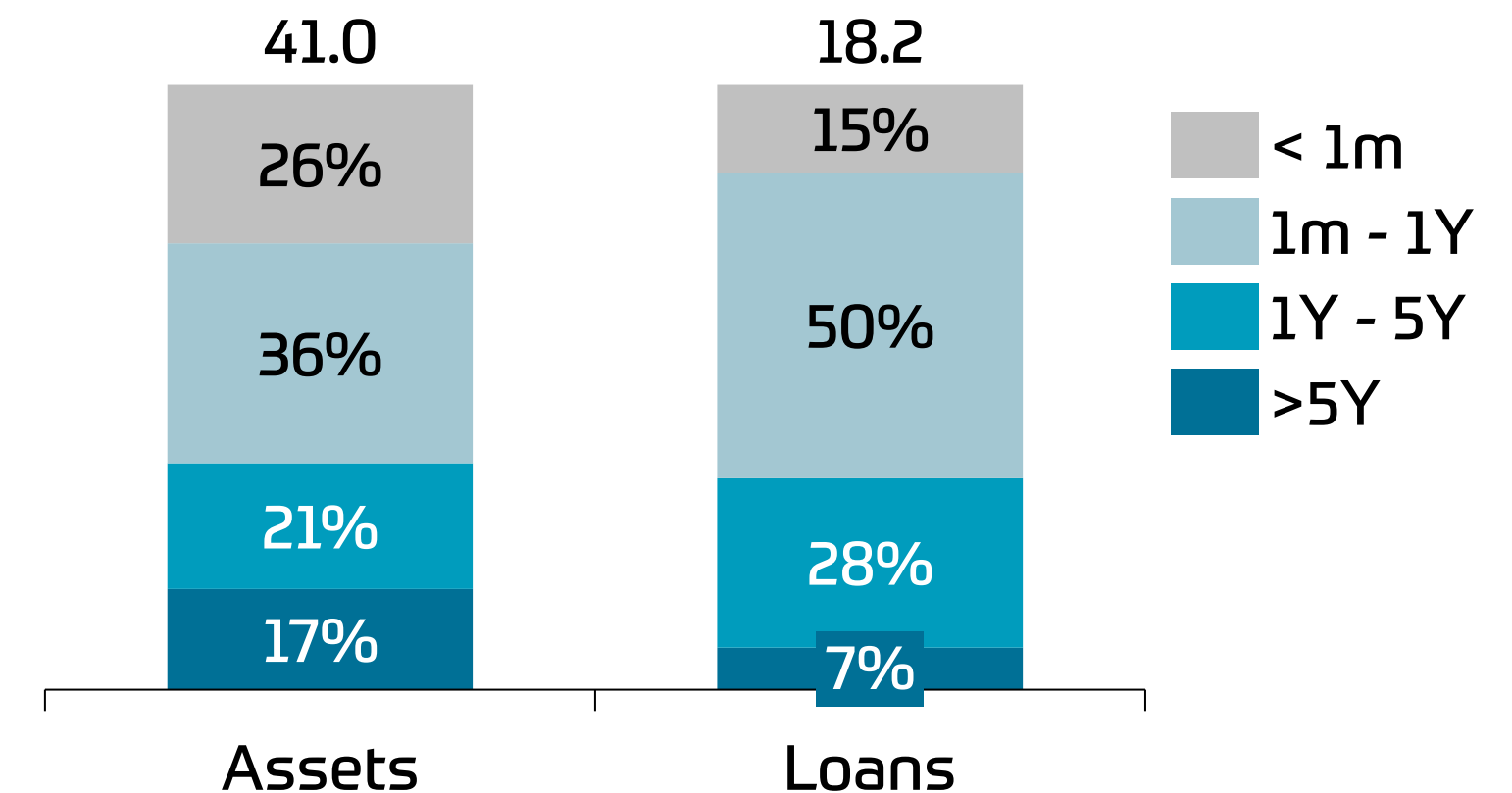
Well Diversified and Liquid Balance Sheet

- / Total assets as of June 23 at \$41.0 billion, crossing \$40 billion for the first time in history, 12% higher than YE 2022 levels, primarily reflecting increase in marketable securities.
- / Book continues to be positioned with more than half the Assets maturing within 1-year
- / Loans comprised more than 40% of the Total assets and is broadly tracking to YE 2022 levels with growing volumes in some of our key markets, and strong deal pipeline in others.
- / Net loans to customer deposits ratio at 83%, slightly lower from the 85% at YE 2022
- / Strong liquid funds position with LCR of 317% ⁽¹⁾ and NSFR of 123%

June 23 Assets by Instrument, \$bn



June 23 Assets by Maturity, \$bn



(1) LCR calculated net of trapped liquidity. (2) Liquid funds includes placements with banks & other financial institutions and securities bought under repurchase agreements. (3) >5 years includes undated.

Bank ABC continues to attain top industry awards for its pathbreaking innovations and landmark transactions, reinforcing its position as MENA's leading international bank. The Bank won the below awards in H1 2023.



ABC Labs awarded as one of **“the World’s Best Financial Innovation Labs”** by Global Finance



‘Top Innovations in Finance’ award by Global Finance

Bank ABC’s loan for Aluminum Bahrain (ALBA) awarded **the Metal and Mining Award of the Year** by the Bonds, Loans and Sukuks Middle East Awards. In addition, Air Lease Corporation (ALC) Sukuk transaction awarded **‘Aircraft Finance Deal of the Year’** and **‘Global Corporate Sukuk Deal of the Year’**. Bank ABC acted as the Sole Arranger, Structurer and Joint Lead Manager & Bookrunner



Best Overall Cash Management Provider in Tunisia in 2023 by Global Finance



Bank ABC Islamic was named **‘Best Islamic Financial Institution in Bahrain** by Global Finance



Best Trade Finance Provider in the Middle East by Global Finance



- ✓ **H1 2023 net profit of \$121m, a surge of 72% on a YoY basis providing a strong performance for 2023.**
- ✓ **The Group's total operating income for H1 2023 at \$611m,** a 18% growth YoY, with momentum set to continue from core business growth and benefitted from strong interest rates.
- ✓ **Operating expenses were at \$364m,** 10% higher YoY with cost / income improving 4% due to 8% revenue/cost 'jaws'
- ✓ **Headline impairment charges (ECL) for the period were \$73m,** elevated due to a customer fraud related provision, higher exposures and rating downgrade in Egypt and Tunisia. Overall, underlying cost of risk at 40 bps improved YoY.
- ✓ **Total assets at \$41 billion, crossed the US\$40 billion mark** for the first time in the Group's history, a growth of 12% driven by business growth and portfolio management actions.
- ✓ **The Group maintains a strong balance sheet and capital position,** giving buffers for growth with a 15.2 % Tier 1 ratio (13.6% CET1), LCR of 317% and NSFR of 123%.
- ✓ **ABC continues to improve its position as a renowned leader in Transaction Banking and digital innovation** with widespread industry recognition, exemplified recently by **“Best Trade finance provider in the Middle East for 2023 from Global Finance”**

Appendix: Normalised Financials

Profit or Loss

US\$ millions	FY 2019	FY 2020	FY 2021	FY 2022	H1 2022	H1 2023
Interest Income	564	516	592	786	370	444
Non-Interest Income*	311	233	277	314	150	167
Total Operating Income (TOI)*	875	749	869	1,100	520	611
Total Operating Expenses	-524	-486	-569	-690	-331	-364
Operating Profit	351	263	300	410	189	247
Provisions	-82	-329	-106	-119	-51	-73
Profit before Taxes & M.I.	269	-66	194	291	138	174
Taxes*	-33	-9	-66	-82	-42	-28
M.I.	-42	-14	-28	-55	-26	-25
Net Profit	194	-89	100	154	70	121

Balance Sheet

US\$ millions	2019	2020	2021	2022	H1 22	H1 23
Liquid Funds**	5,323	5,378	6,355	6,498	5,582	7,458
Marketable Securities	6,343	6,867	9,292	8,670	8,365	11,594
Loans & Advances	16,452	15,656	16,716	18,190	17,022	18,154
Other	1,950	2,506	2,538	3,281	3,317	3,775
Total Assets	30,068	30,407	34,901	36,639	34,286	40,981
Customer Deposits	17,065	17,667	21,459	21,831	20,993	22,130
Bank Deposits	4,905	4,747	6,399	6,642	5,342	9,981
Borrowing	2,080	1,795	1,211	1,297	1,244	1,304
Other	1,529	2,054	1,597	2,348	2,202	2,944
Total Liabilities	25,579	26,263	30,666	32,118	29,781	36,359
Shareholders' Equity	4,031	3,767	3,872	3,705	3,715	3,763
Non-Controlling Interest	458	377	363	426	400	469
Additional / Perpetual Tier-1 Capital	-	-	-	390	390	390
Total Equity	4,489	4,144	4,235	4,521	4,505	4,622
Total Liabilities & Equity	30,068	30,407	34,901	36,639	34,286	40,981

Key Metrics

Normalized Cost to Income, %	60%	65%	65%	63%	64%	60%
Tier 1 Ratio, %	16.9%	16.6%	15.9%	15.7%	16.6%	15.2%
CET 1, %	16.6%	16.2%	15.5%	14.0%	14.7%	13.6%
RoAE,%	4.9%	-	2.6%	3.8%	3.5%	5.9%

* TOI and taxes includes normalization of BRL currency overhedge. Headline TOI 2019 \$865m, 2020 \$646m, 2021 \$854m, 2022 \$1,101m . Note that underlying adjustment for BAB Cayman branch hedging is no longer material due to tax changes in Brazil and hence not considered for H1 23 and YOY comparison above** Liquid funds includes placements with banks & other financial institutions and securities bought under repurchase agreements.



For more information,
contact us on

InvestorRelations@bank-abc.com

Bank ABC Head Office

P.O. Box 5698, Manama
Kingdom of Bahrain

[**www.bank-abc.com**](http://www.bank-abc.com)



IMPORTANT: The following applies to this document, the oral presentation of the information in this document by Arab Banking Corporation B.S.C. ("Bank ABC") or any person acting on behalf of Bank ABC, and any question-and-answer session that follows the oral presentation (collectively, the "Information"). In accessing the Information, you agree to be bound by the following terms and conditions.

This presentation has been prepared by Bank ABC and has not been independently verified. This document is an advertisement and does not constitute a prospectus for the purposes of the Prospectus Directive (as defined below). The Information does not constitute or form part or all of, and should not be construed as, any offer of, or any invitation to sell or issue, or any solicitation of any offer to purchase, subscribe for, underwrite or otherwise acquire, or a recommendation regarding, any securities of Bank ABC, nor shall it or any part of it nor the fact of its presentation or distribution form the basis of, or be relied on in connection with, any contract or any commitment whatsoever or any investment decision. The Information is confidential and is being provided to you solely for your information and may not be reproduced, retransmitted or further distributed to any other person or published, in whole or in part, for any purpose. This presentation contains data compilations, writings and information that are proprietary and protected under copyright and other intellectual laws and may not be redistributed or otherwise transmitted by you to any other person for any purposes.

The Information is only being distributed to and is only directed at: (A) persons in member states of the European Economic Area (other than the United Kingdom) who are "qualified investors" within the meaning of Article 2(1)(e) of Directive 2003/71/EC (as amended including by Directive 2010/73/EU and together with any relevant implementing measures in that relevant member state, the "Prospectus Directive") ("Qualified Investors"); (B) in the United Kingdom, Qualified Investors who are "Investment Professionals" falling within Article 19(5) of the Financial Services and Markets Act 2000 (Financial Promotion) Order 2005 (the "Order") and/or high net worth companies, and other persons to whom it may lawfully be communicated, falling within Article 49(2)(a) to (d) of the Order; and (C) such other persons as to whom the Information may be lawfully distributed and directed under applicable laws (all such persons in (A) to (C) above together being referred to as "relevant persons"). Securities issued by Bank ABC are only available to, and any invitation, offer or agreement to purchase securities will be engaged in only with, relevant persons. Any person who is not a relevant person should not act or rely on the Information.

This presentation is not intended for distribution or publication in the United States. Neither this document nor any part or copy of it may be distributed, directly or indirectly, in the United States. The distribution of this document in certain jurisdictions may be restricted by law and persons in to whose possession this presentation comes should inform themselves about and observe any such restrictions. By reviewing this presentation, you represent and agree that you are located outside the United States and you are permitted under the laws of your jurisdiction to receive this presentation. This presentation is not an offer to sell or a solicitation of any offer to buy the securities of Bank ABC in the United States. Bank ABC's securities have not been and will not be registered under the Securities Act of 1933, as amended.

Nothing contained in the Information shall be deemed to be a forecast projection or estimate of Bank ABC's future economic performance. The Information contains forward-looking statements. These forward-looking statements can be identified by the use of forward-looking terminology, including the terms "believes", "estimates", "projects", "expects", "intends", "may", "will", "seeks" or "should" or, in each case, their negative or other variations or comparable terminology, or by discussions of strategy, plans, objectives, goals, future events or intentions. Forward-looking statements are statements that are not historical facts and include statements about Bank ABC's beliefs and expectations. These statements are based on current plans, estimates and projections and, therefore, undue reliance should not be placed on them. Forward-looking statements speak only as of the date they are made. Although Bank ABC believes that the beliefs and expectations reflected in such forward-looking statements are reasonable, no assurance can be given that such beliefs and expectations will be realised.

The information and opinions contained in this presentation or in oral statements of the representatives of Bank ABC are provided as at the date of this presentation or as at the other date if indicated and are subject to change without notice.

MiFID II product governance / Professional investors and ECPs only target market – Solely for the purposes of each manufacturer's product approval process, the target market assessment in respect of the Notes has led to the conclusion that: (i) the target market for the Notes is eligible counterparties and professional clients only, each as defined in Directive 2014/65/EU (as amended, "MiFID II"); and (ii) all channels for distribution of the Notes to eligible counterparties and professional clients are appropriate. Any person subsequently offering, selling or recommending the Notes (a "distributor") should take into consideration the manufacturers' target market assessment; however, a distributor subject to MiFID II is responsible for undertaking its own target market assessment in respect of the Notes (by either adopting or refining the manufacturers' target market assessment) and determining appropriate distribution channels.

No reliance may be placed for any purpose whatsoever on the Information or on any assumptions made as to its completeness.

By accepting these materials, you will be deemed to acknowledge and agree to the matters set forth above.

THIS DOCUMENT DOES NOT DISCLOSE ALL THE RISKS AND OTHER SIGNIFICANT ISSUES RELATED TO AN INVESTMENT IN THE SECURITIES/THE TRANSACTION. PRIOR TO TRANSACTING, POTENTIAL INVESTORS SHOULD ENSURE THAT THEY FULLY UNDERSTAND THE TERMS OF THE SECURITIES/TRANSACTION AND ANY APPLICABLE RISKS.
/THE TRANSACTION. PRIOR TO TRANSACTING, POTENTIAL INVESTORS SHOULD ENSURE THAT THEY FULLY UNDERSTAND THE TERMS OF THE SECURITIES/TRANSACTION AND ANY APPLICABLE RISKS.