

The background of the slide is a photograph of a modern city skyline, featuring several tall buildings with curved facades and glass windows. The entire image is overlaid with a semi-transparent blue filter. In the top right corner, there is a dark grey rectangular area containing the Bank ABC logo.

2019 Investor Highlights



Our 2019 performance is robust, reflecting continuing investments in our model against a backdrop of uncertain market conditions

- / Net profit was \$194m for 2019, 96% of last year
- / Balance sheet remains strong, resilient and well diversified (Tier 1 ratio ~17%, 60% of assets with tenor <1 year, provision coverage for impaired exposures at 102%)
- / Impairment charges in 2019 were \$82m, broadly similar to last year
- / Stable ROE trends (~5%) reflecting continuing investments on the back of uncertain external conditions (i.e. combined global slowdown and regional pressure, business models disruption and continued regulatory intensity)



Bank ABC's strategic journey continues, positioning better the bank to respond to the markets and industry challenges

- / Clear strategic intent and objectives refreshed for next three year cycle
- / Extensive advance investments into our operating model to improve productivity and stay ahead of the intensifying regulation in the region
- / Continued focus on digitizing the core growth engine of the Bank (Transaction Banking), building our Retail bank of the Future (ila) and fostering more innovation across the Group (AFS, Innovation LABs) position Bank ABC as leading digital disruptor in the region

Robust operating performance despite external conditions and ongoing investments (1/2)

2019 Performance

Headline Net Profit

\$194m

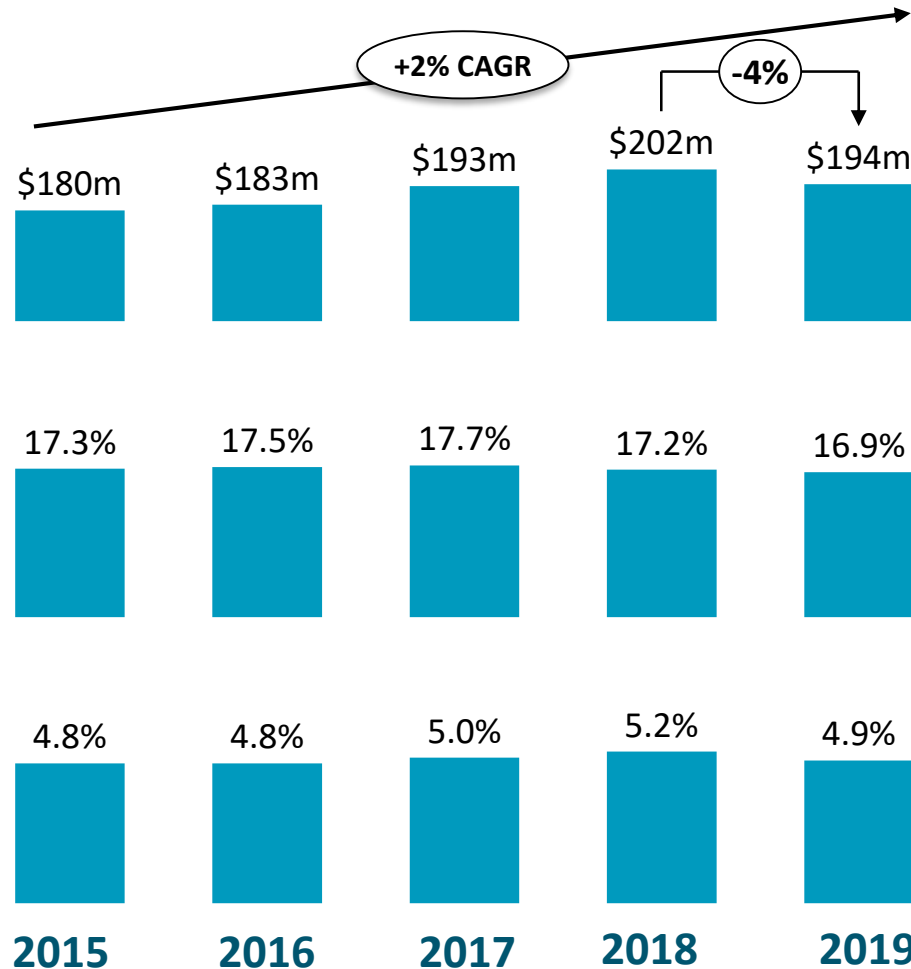
T1 Capital ratio

16.9%

ROE

4.9%

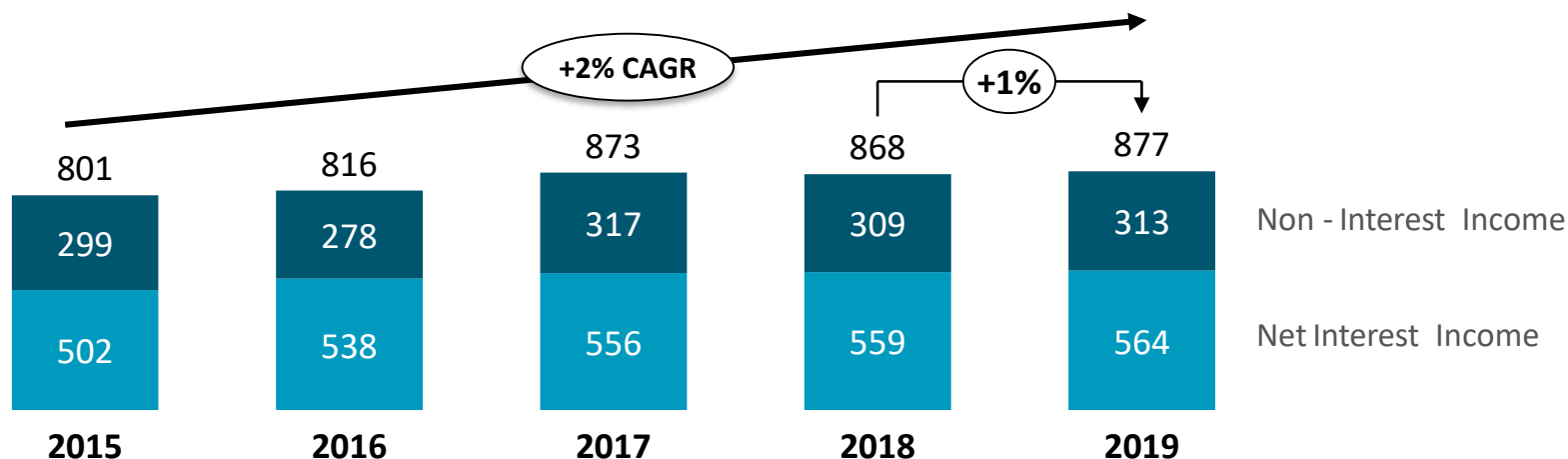
Last 5-year trends



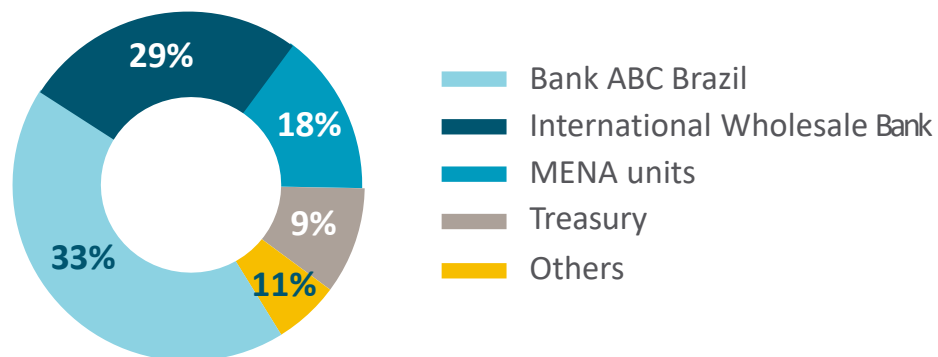
/ Robust headline profit, ROE and balance sheet, reflecting our continuing investments despite external market and industry challenges

Robust operating performance despite external conditions and ongoing investments (2/2)

Total Operating Income (TOI), \$m, normalised*



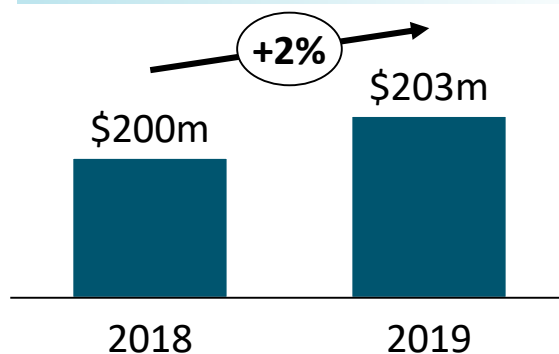
2019 TOI by business, %



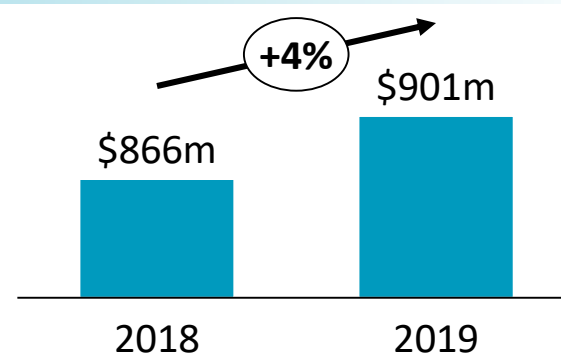
* After currency hedge in Brazil (See next page for details on normalised adjustments)

Stronger underlying growth achieved when adjusting for currency hedge, one offs, and FX devaluation

Underlying Net Profit



Underlying TOI



Headline reporting

	2018	2019
Headline reporting	\$202m	+\$194m
Currency Hedge*	-	-
Normalised	\$202m	\$194m
One-offs**	-\$2m	-\$2m
FX Constant Currency	-	+\$11m
Underlying	\$200m	\$203m

Currency Hedge*

Normalised

One-offs**

FX Constant Currency

Underlying

	2018	2019
Headline reporting	\$817m	\$865m
Currency Hedge*	+\$51m	+\$12m
Normalised	\$868m	\$877m
One-offs**	-\$2m	-\$2m
FX Constant Currency	-	+\$26m
Underlying	\$866m	\$901m

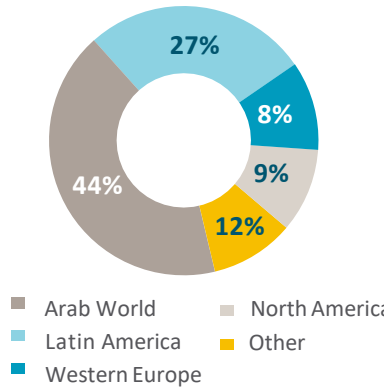
* Regular hedging transactions to cover open USD position in Banco ABC Brasil Cayman branch that creates a corresponding tax adjustment.

**One off non-BAU capital gains and timing differences on hedging positions

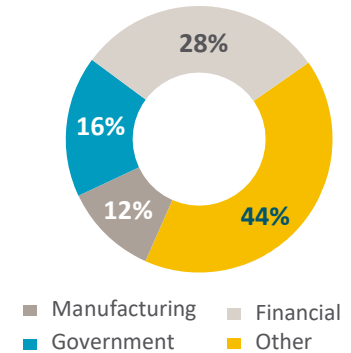
- Stable asset base well diversified by geography, industry, & product types.
- Top quartile Tier 1 ratio and liquid book with 60% of assets maturing within 1-year
- Balance between origination and distribution to leverage capital capacity and build sustainable profit growth momentum

2019 Assets

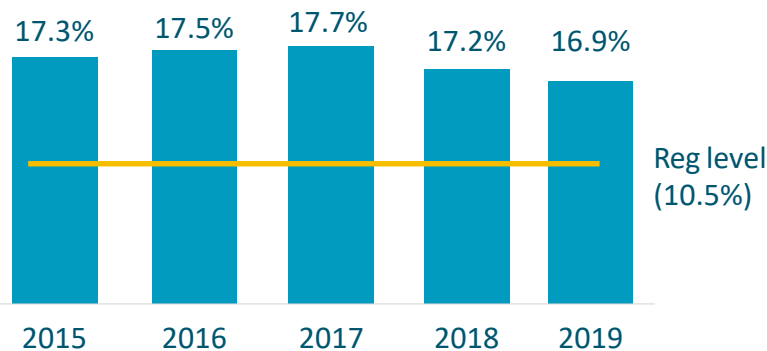
By Geography (100% = \$30b)



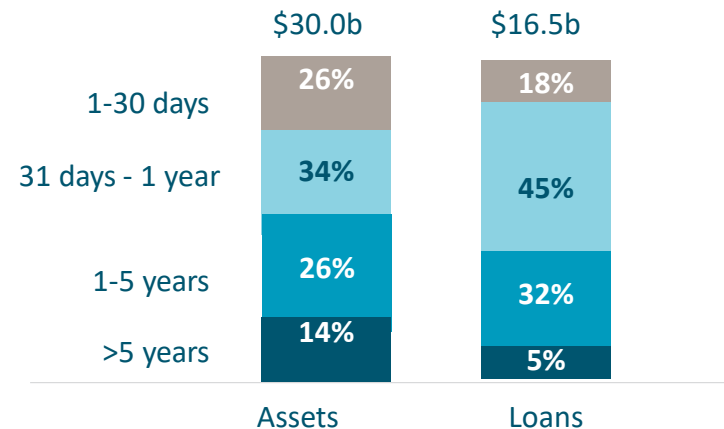
By Industry (100% = \$30b)



Tier 1 ratio, %

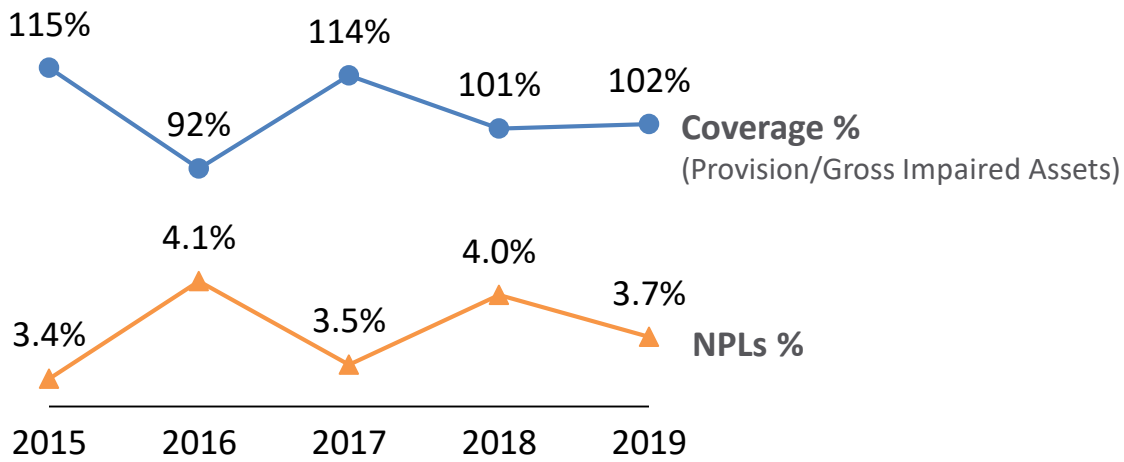


Assets by Maturity 2019, \$b

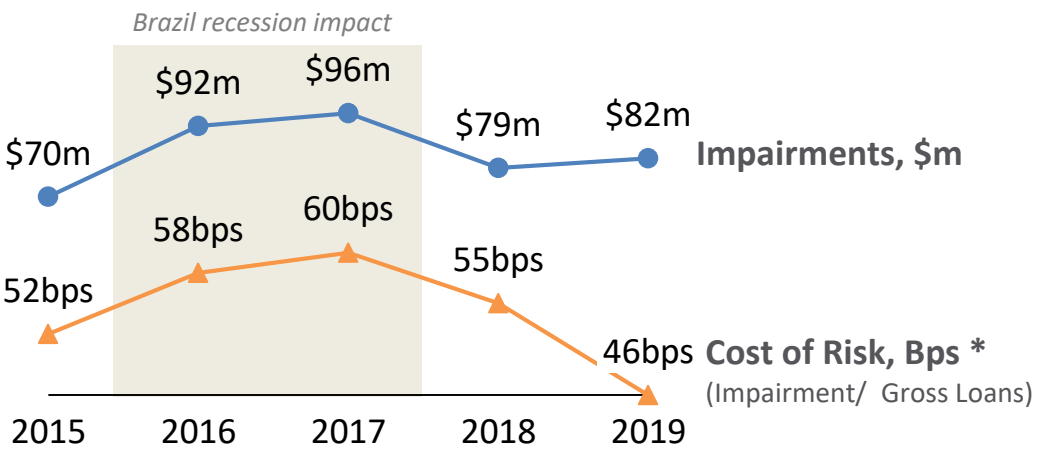


- / Conservative underwriting and effective credit monitoring
- / Stable coverage ratio
- / Contained NPLs reflecting conservative investment portfolio
- / Stable impairment charges over time (reducing after improvement of recession in Brazil)

NPLs and Coverage Ratio



Cost of Risk



* Cost of risk calculated based on End of Period Volumes



Our 2019 performance is robust, reflecting ongoing investments in our model



Our balance sheet remains strong, resilient and well diversified



Bank ABC's strategic journey continues, positioning better the bank to respond to the markets and industry challenges



4 Strategic Value Drivers



Grow our Corporate clients base

- / Enhance coverage model (Client centric)
- / Improve value proposition (Full product suite)
- / Improve sales focus (KPIs)




Build Transaction Banking

- / Harmonize/globalize core Trade business
- / Modernize/digitize Trade
- / Build Cash Management in MENA



Globalize & optimize FI

- / Optimize our Global FI portfolio
- / Diversify FI revenues streams
- / Globalize & enhance FI operating model



Digitize the Bank

- / Modernize/digitize our platforms
- / Expand our Digital Retail Bank of the Future (ila)
- / Continue develop AFS into a Fintech provider

Appendix 2: Last 5 Years headline financials

Profit or Loss

US\$ millions	2015	2016	2017	2018	2019
Interest Income	502	538	556	559	564
Non-Interest Income	299	278	317	309	313
Total Operating Income (TOI)*	801	816	873	868	877
Total Operating Expenses	-421	-436	-462	-474	-524
Operating Profit	380	380	411	394	353
Provisions	-70	-92	-96	-79	-82
Profit before Taxes & M.I.	310	288	315	315	271
Taxes*	-73	-54	-62	-67	-35
M.I.	-57	-51	-60	-46	-42
Net Profit	180	183	193	202	194

Balance Sheet

US\$ millions	2015	2016	2017	2018	2019
Liquid Funds**	6,762	7,517	6,079	6,266	5,323
Marketable Securities	6,069	6,346	6,650	6,638	6,343
Loans & Advances	13,958	14,683	15,329	14,884	16,452
Other	1,406	1,595	1,441	1,761	1,950
Total Assets	28,195	30,141	29,499	29,549	30,068
Customer Deposits	13,425	14,307	16,782	16,464	17,065
Bank Deposits	5,029	5,870	3,408	4,207	3,897
Borrowing	3,943	4,269	2,148	2,012	2,080
Other	1,690	1,435	2,749	2,550	2,537
Total Liabilities	24,087	25,881	25,087	25,233	25,579
Shareholders' Equity	3,773	3,826	3,930	3,862	4,031
Non-Controlling Interest	335	434	482	454	458
Total Equity	4,108	4,260	4,412	4,316	4,489
Total Liabilities & Equity	28,195	30,141	29,499	29,549	30,068

Key Metrics

Normalized Cost to Income, %	53%	53%	53%	55%	60%
Tier 1 Ratio, %	17.3%	17.5%	17.7%	17.2%	16.9%
CET 1, %	17.1%	17.3%	17.5%	17.0%	16.6%
RoE,%	4.8%	4.8%	5.0%	5.2%	4.9%

* TOI and taxes includes normalization of BRL currency overhedge. Headline TOI 2015 \$729m, 2016 \$865m, 2017 \$869m and 2018 \$817m.

** Liquid funds includes placements with banks & other financial institutions and securities bought under repurchase agreements.

For more information, contact us on InvestorRelations@bank-abc.com



Bank ABC Head Office
P.O. Box 5698, Manama
Kingdom of Bahrain

www.bank-abc.com



IMPORTANT: The following applies to this document, the oral presentation of the information in this document by Arab Banking Corporation P.J.S.C. ("Bank ABC") or any person acting on behalf of Bank ABC, and any question-and-answer session that follows the oral presentation (collectively, the "Information"). In accessing the Information, you agree to be bound by the following terms and conditions.

This presentation has been prepared by Bank ABC and has not been independently verified. This document is an advertisement and does not constitute a prospectus for the purposes of the Prospectus Directive (as defined below). The Information does not constitute or form part or all of, and should not be construed as, any offer of, or any invitation to sell or issue, or any solicitation of any offer to purchase, subscribe for, underwrite or otherwise acquire, or a recommendation regarding, any securities of Bank ABC, nor shall it or any part of it nor the fact of its presentation or distribution form the basis of, or be relied on in connection with, any contract or any commitment whatsoever or any investment decision. The Information is confidential and is being provided to you solely for your information and may not be reproduced, retransmitted or further distributed to any other person or published, in whole or in part, for any purpose. This presentation contains data compilations, writings and information that are proprietary and protected under copyright and other intellectual laws and may not be redistributed or otherwise transmitted by you to any other person for any purposes.

The Information is only being distributed to and is only directed at: (A) persons in member states of the European Economic Area (other than the United Kingdom) who are "qualified investors" within the meaning of Article 2(1)(e) of Directive 2003/71/EC (as amended including by Directive 2010/73/EU and together with any relevant implementing measures in that relevant member state, the "Prospectus Directive") ("Qualified Investors"); (B) in the United Kingdom, Qualified Investors who are "Investment Professionals" falling within Article 19(5) of the Financial Services and Markets Act 2000 (Financial Promotion) Order 2005 (the "Order") and/or high net worth companies, and other persons to whom it may lawfully be communicated, falling within Article 49(2)(a) to (d) of the Order; and (C) such other persons as to whom the Information may be lawfully distributed and directed under applicable laws (all such persons in (A) to (C) above together being referred to as "relevant persons"). Securities issued by Bank ABC are only available to, and any invitation, offer or agreement to purchase securities will be engaged in only with, relevant persons. Any person who is not a relevant person should not act or rely on the Information.

This presentation is not intended for distribution or publication in the United States. Neither this document nor any part or copy of it may be distributed, directly or indirectly, in the United States. The distribution of this document in certain jurisdictions may be restricted by law and persons in to whose possession this presentation comes should inform themselves about and observe any such restrictions. By reviewing this presentation, you represent and agree that you are located outside the United States and you are permitted under the laws of your jurisdiction to receive this presentation. This presentation is not an offer to sell or a solicitation of any offer to buy the securities of Bank ABC in the United States. Bank ABC's securities have not been and will not be registered under the Securities Act of 1933, as amended.

Nothing contained in the Information shall be deemed to be a forecast projection or estimate of Bank ABC's future economic performance. The Information contains forward-looking statements. These forward-looking statements can be identified by the use of forward-looking terminology, including the terms "believes", "estimates", "projects", "expects", "intends", "may", "will", "seeks" or "should" or, in each case, their negative or other variations or comparable terminology, or by discussions of strategy, plans, objectives, goals, future events or intentions. Forward-looking statements are statements that are not historical facts and include statements about Bank ABC's beliefs and expectations. These statements are based on current plans, estimates and projections and, therefore, undue reliance should not be placed on them. Forward-looking statements speak only as of the date they are made. Although Bank ABC believes that the beliefs and expectations reflected in such forward-looking statements are reasonable, no assurance can be given that such beliefs and expectations will be realised.

The information and opinions contained in this presentation or in oral statements of the representatives of Bank ABC are provided as at the date of this presentation or as at the other date if indicated and are subject to change without notice.

MiFID II product governance / Professional investors and ECPs only target market – Solely for the purposes of each manufacturer's product approval process, the target market assessment in respect of the Notes has led to the conclusion that: (i) the target market for the Notes is eligible counterparties and professional clients only, each as defined in Directive 2014/65/EU (as amended, "MiFID II"); and (ii) all channels for distribution of the Notes to eligible counterparties and professional clients are appropriate. Any person subsequently offering, selling or recommending the Notes (a "distributor") should take into consideration the manufacturers' target market assessment; however, a distributor subject to MiFID II is responsible for undertaking its own target market assessment in respect of the Notes (by either adopting or refining the manufacturers' target market assessment) and determining appropriate distribution channels.

No reliance may be placed for any purpose whatsoever on the Information or on any assumptions made as to its completeness.

By accepting these materials, you will be deemed to acknowledge and agree to the matters set forth above.

THIS DOCUMENT DOES NOT DISCLOSE ALL THE RISKS AND OTHER SIGNIFICANT ISSUES RELATED TO AN INVESTMENT IN THE SECURITIES/THE TRANSACTION. PRIOR TO TRANSACTING, POTENTIAL INVESTORS SHOULD ENSURE THAT THEY FULLY UNDERSTAND THE TERMS OF THE SECURITIES/TRANSACTION AND ANY APPLICABLE RISKS.