

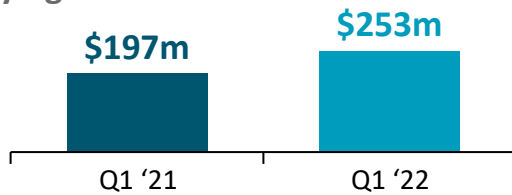
Q1 2022 Results Presentation

- ✓ **Q1 2022 performance of a headline net profit of US\$31m marks a solid and profitable start to 2022**, achieved despite geo-political, industry and market challenges.
- ✓ **The financial results were underpinned by our consistent strategic direction which has been refreshed to reflect our increasing emphasis on Digital Transformation and leveraging our acquisition of Blom Bank Egypt (BBE).** Bank ABC continues to deliver great progress across all its strategic objectives.
- ✓ **Growth in revenues returned strongly including the consolidation of BBE, with underlying TOI increasing to US\$253m +28% compared to Q1 2021.** Virtually all business units are performing well against their top line targets.
- ✓ **Costs increased +27% including the consolidation of BBE as well as the Group's return to normal levels of activity.** The Group continues its relentless focus on cost discipline while continuing significant investments into its digital transformation and strategic initiatives.
- ✓ **The Group maintains a strong balance sheet and capital position, boosted by the issue of Additional Tier 1 (AT1) capital** with a 16.6% Tier 1 ratio (14.7% CET1), LCR of 247% and NSFR of 124%. The strengthened Group capital position was reflected in S&P's affirmation of the Group's investment grade rating of BBB-, while upgrading its outlook to 'Stable'.
- ✓ **Impairment charges (ECL) for the period were US\$25m**, with cost of risk returning to pre-pandemic levels and broadly in line with the Group's historic credit loss experience.

Strategic intent	MENA's leading international Bank			
Values	Client Centric	Collaborative	Consistent	
Strategic objectives	Build our Digital Bank of the Future <ul style="list-style-type: none"> / Modernize the existing bank / Transition Group Retail into ila / Build WB Digital / Leading Digital Payment Solutions 	Refocus our Wholesale Banking Transformation <ul style="list-style-type: none"> / Refocus on selective corporate growth / Reinvigorate Financial Markets and Transaction Banking products / Refresh Europe Strategy 	Integrate BBE to deepen Market Presence in Egypt <ul style="list-style-type: none"> / Integrate BBE with ABC Egypt / Build Egypt to be a primary engine of profit growth for the Group 	Strengthen our Organizational Resilience <ul style="list-style-type: none"> / Operational resilience / Risk & Financial resilience
Progress in Q1 2022	<ul style="list-style-type: none"> / ila continues to gain market share in Bahrain and is on track to launch in Jordan / AFS capital injection effected 	<ul style="list-style-type: none"> / Post pandemic expansion of corporate customers base continues / Strong deal pipeline prospects for rest of year 	<ul style="list-style-type: none"> / Intensive interaction with CBE and other regulators for merger approval / Post legal day 1 (LD1) integration planning continues 	<ul style="list-style-type: none"> / AT1 capital \$390m issued, post EGM approval / S&P recognized balance sheet strength, upgraded outlook to stable, affirmed BBB- rating

Total Operating Income, \$m

Underlying*

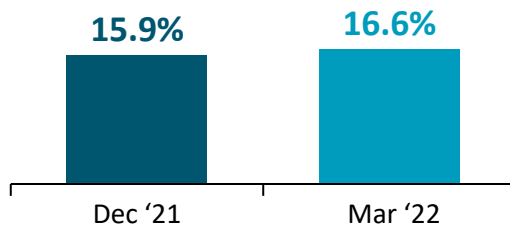


- Underlying TOI of \$253m (28% growth) reflects strong recovery across most of our markets and business lines, and benefiting from the consolidation of BBE

Headline

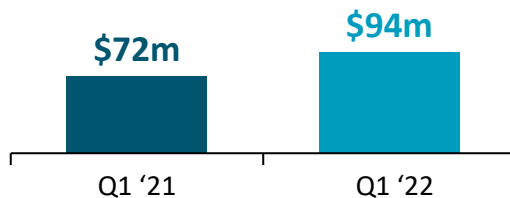


T1 Capital Ratio, %



- The Group has concluded an AT1 capital issuance, further strengthening its capital position
- Capital base remains strong, stable & significantly above regulatory minimum levels
- CET 1 Ratio (14.7%) comprises the majority of Tier 1 Ratio

Underlying Net Operating Profit, \$m

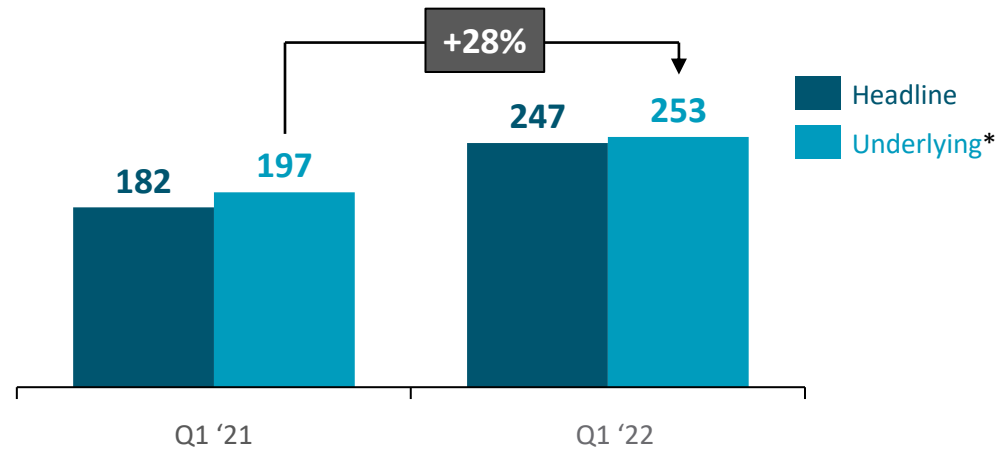


- Underlying* net operating profit (before provisions and taxation) +31% growth, also benefiting from the consolidation of BBE
- Net Profit to shareholders of \$31m with cost of risk returning to pre-pandemic levels, reflecting a better economic outlook and the Group's asset portfolio resilience

* Please refer to appendix for headline vs underlying basis calculation.

Total Operating Income(TOI), \$m

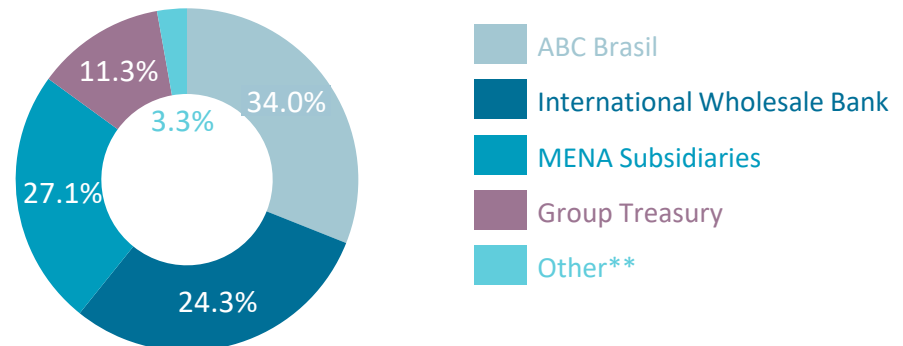
Underlying* TOI of \$253m was 28% higher than Q1 2021 levels, reflecting strong recovery across most of our markets and business lines, and benefiting from the consolidation of BBE



Client and transaction revenues have performed well with positive growth rates reflecting resilience across most of our markets and business lines

TOI by Business (Q1 2022), %

Headline net interest income at \$177m +45% year on year supported by higher loan volumes, consistent margins and the addition from BBE



Income is broad based and diversified across various business units

* Please refer to appendix for headline, and underlying basis calculation.

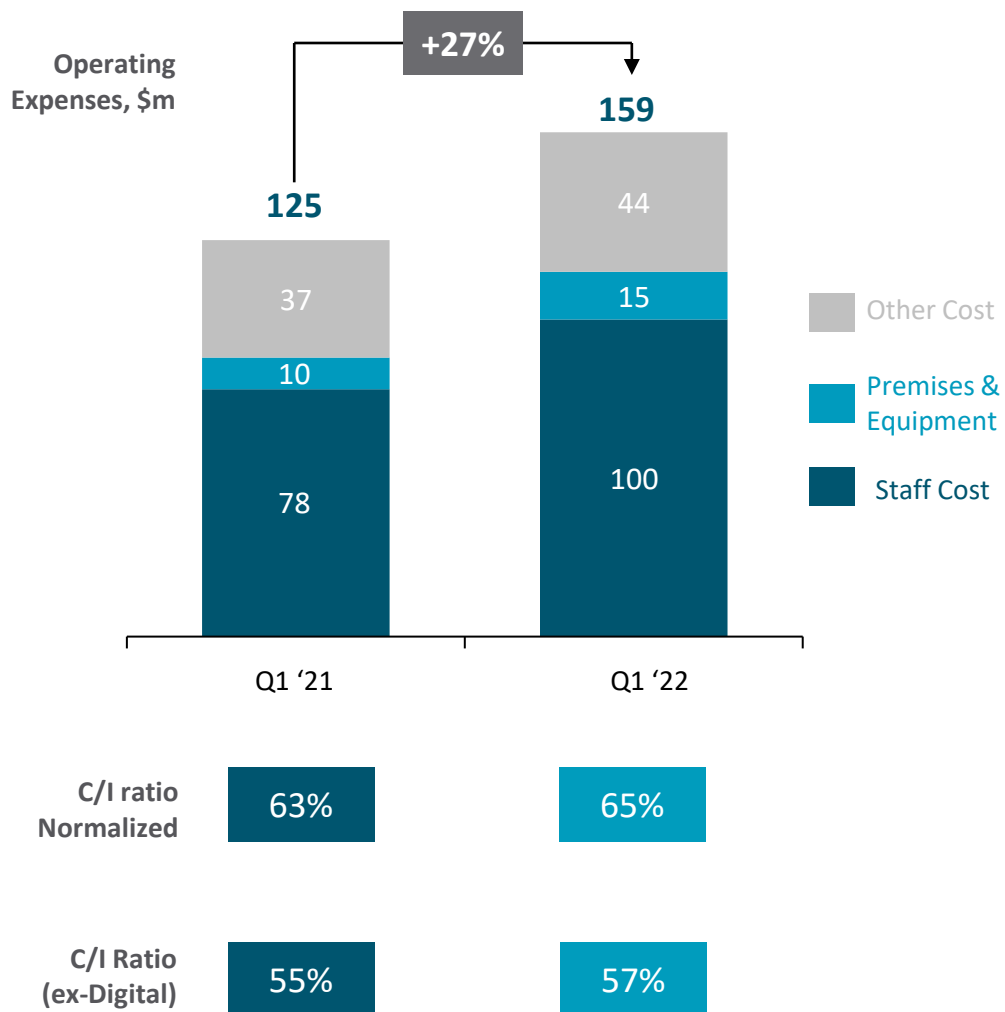
** Other includes activities of Arab Financial Services and ila.

Operating Expenses and Cost to Income Ratio

✓ +27% headline increase in costs during Q1 2022 to \$159m from a combination of consolidation of BBE as well as the Group returning to a more normal level of activity

✓ Relentless focus on cost discipline and continuing investments into the Group's digital transformation and strategic initiatives

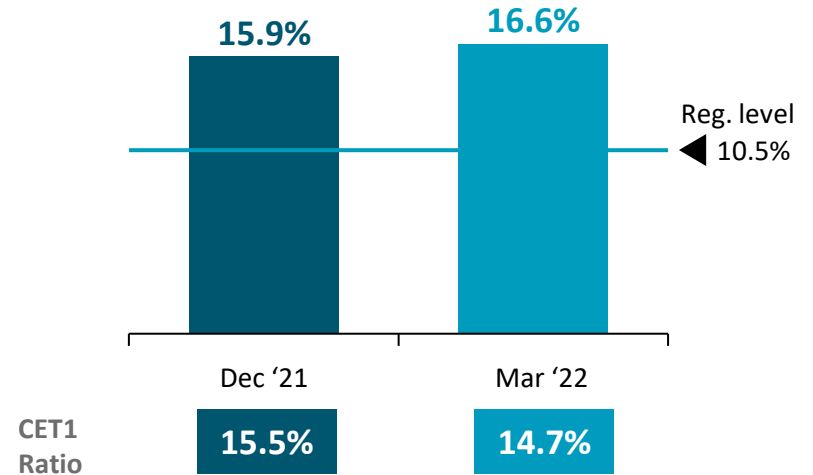
✓ Cost to income ratio reflects 'flat jaws' and the continuing levels of investment into the Group's digital initiatives



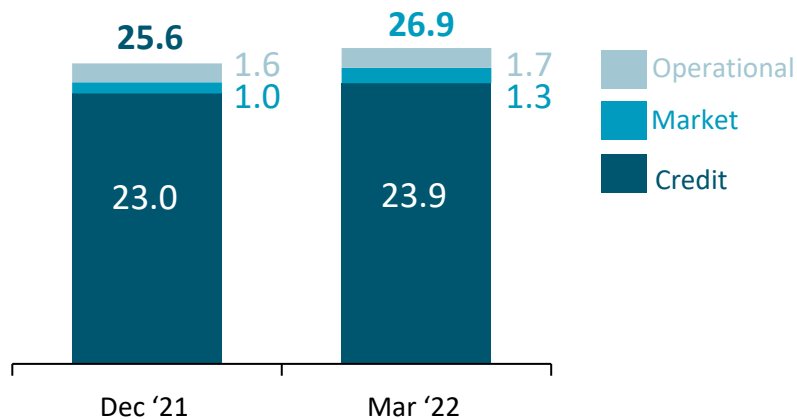
Overview

- ✓ The Group has concluded an AT1 capital issuance, further strengthening its capital position
- ✓ Capital base remains strong, stable and significantly above regulatory minimum levels
- ✓ CET 1 Ratio (14.7%) comprises the majority of Tier 1 Ratio
- ✓ Total CAR of 17.6% as at end of March 2022
- ✓ RWA stood at \$26.9bn as of Mar-2022, compared to \$25.6bn as of Dec-2021 (+5%)

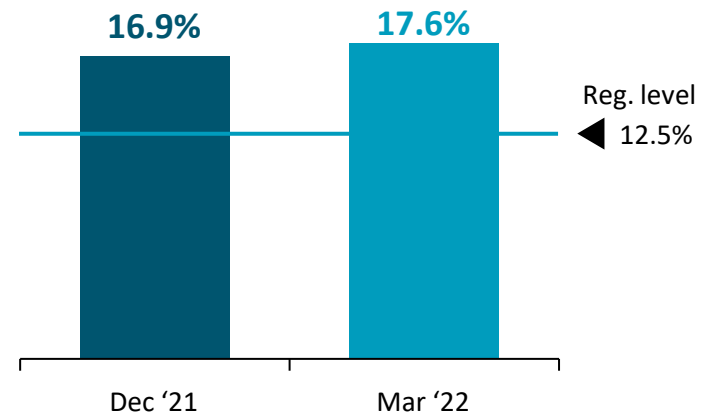
CET1 and Tier 1 Ratios, %



RWA by Type of Risk, \$bn



Capital Adequacy Ratio, %



✓ Total assets stood at \$34.8 billion at the end of the period, broadly in line with the \$34.9 billion at the 2021 year-end

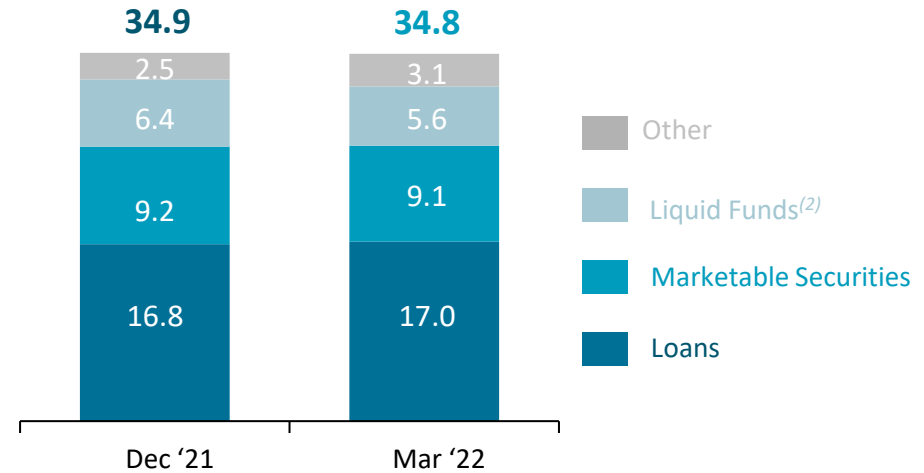
✓ More than half the Assets are maturing within 1-year (56%)

✓ Loans increased by 2% during the quarter to \$17.0bn reflecting the Group's selective underwriting and a strengthening in BRL FX rate

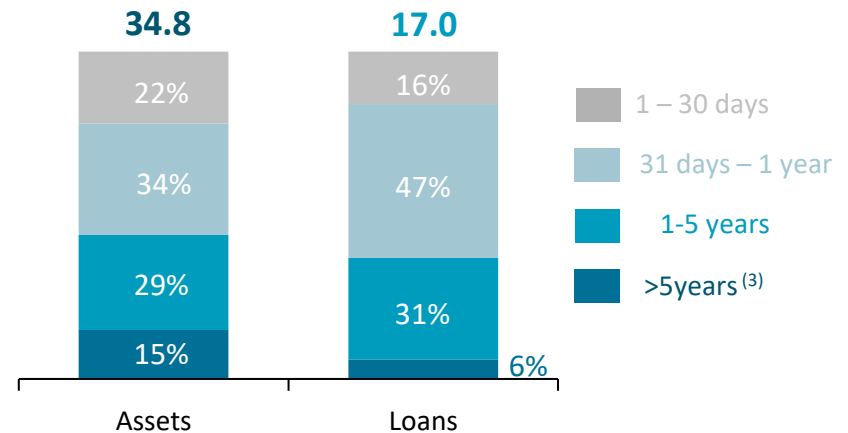
✓ Net loans to customer deposits ratio broadly stable at 80% compared to the 2021 year end levels

✓ Strong liquid funds position with LCR of 247% ⁽¹⁾ and NSFR of 124%

Q1 2022 Assets by Instrument, \$bn



Q1 2022 Assets by Maturity, \$bn



(1) LCR calculated net of trapped liquidity. (2) Liquid funds includes placements with banks & other financial institutions and securities bought under repurchase agreements. (3) >5 years includes undated.

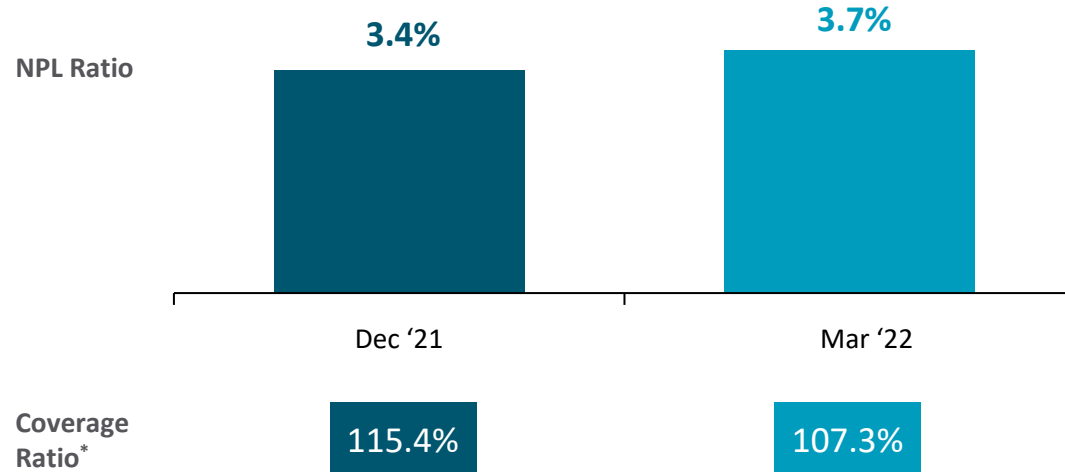
NPLs and Coverage Ratio

✓ NPL ratio marginal movement to 3.7%

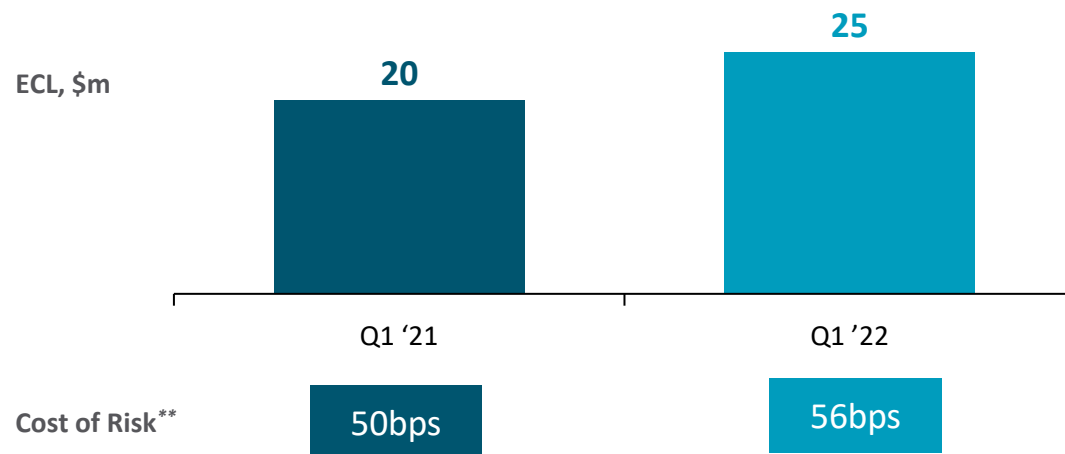
✓ Loans provision coverage ratio remains strong at 107.3%

✓ ECLs during Q1 2022 were US\$25 million, compared to US\$20 million reported for the same period last year, broadly in line with historic credit loss levels

✓ Cost of risk returning to pre-pandemic levels with a stabilising economic outlook



ECL & Cost of Risk





Net profit of US\$ 31 million marks a solid and profitable start to 2022 with revenues, costs and ECL broadly returning to pre-pandemic levels



Operating Income on an underlying basis grew by +28% year on year supported by higher loan volumes, consistent margins and benefiting from the consolidation of BBE



ECL charge broadly in line with our historic credit loss experience with strong balance sheet and asset quality being maintained



Continuing to achieve major delivery milestones in our key organic, digital and inorganic strategic objectives

Profit or Loss	US\$ millions	2018	2019	2020	2021	Q1 2021	Q1 2022
	Interest Income	559	564	516	592	122	177
	Non-Interest Income*	309	311	233	277	75	67
	Total Operating Income (TOI)*	868	875	749	869	197	244
	Total Operating Expenses	-474	-524	-486	-569	-125	-159
	Operating Profit	394	351	263	300	72	85
	Provisions	-79	-82	-329	-106	-20	-25
	Profit before Taxes & M.I.	315	269	-66	194	52	60
	Taxes*	-67	-33	-9	-66	-16	-17
	M.I.	-46	-42	-14	-28	-6	-12
Net Profit	202	194	-89	100	30	31	

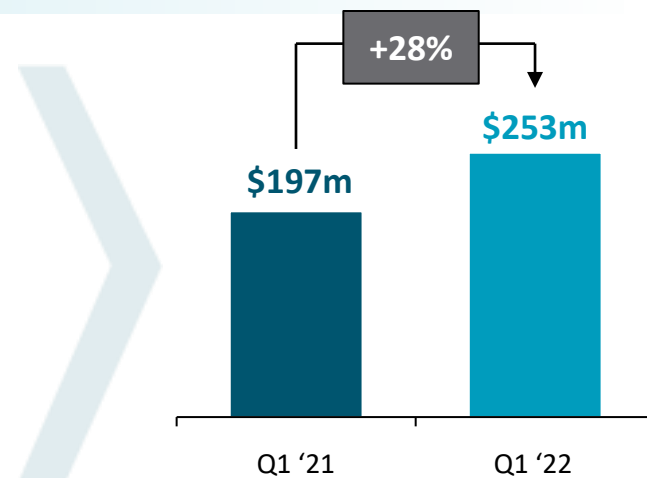
Balance Sheet	US\$ millions	2018	2019	2020	2021	Mar 2021	Mar 2022
	Liquid Funds**	6,266	5,323	5,378	6,355	5,105	5,564
	Marketable Securities	6,638	6,343	6,867	9,252	7,478	9,125
	Loans & Advances	14,884	16,452	15,656	16,768	15,198	17,023
	Other	1,761	1,950	2,506	2,522	2,427	3,038
	Total Assets	29,549	30,068	30,407	34,897	30,208	34,750
	Customer Deposits	16,464	17,065	17,667	21,459	17,819	21,151
	Bank Deposits	4,207	3,897	3,596	4,388	3,828	3,756
	Borrowing	2,012	2,080	1,795	1,211	1,602	1,226
	Other	2,550	2,537	3,205	3,604	2,857	3,965
	Total Liabilities	25,233	25,579	26,263	30,662	26,106	30,098
	Shareholders' Equity	3,862	4,031	3,767	3,872	3,753	3,831
	Non-Controlling Interest	454	458	377	363	349	431
	Additional / Perpetual Tier-1 Capital	-	-	-	-	-	390
	Total Equity	4,316	4,489	4,144	4,235	4,102	4,652
Total Liabilities & Equity	29,549	30,068	30,407	34,897	30,208	34,750	

Key Metrics	Normalized Cost to Income, %	55%	60%	65%	65%	63%	65%
	Tier 1 Ratio, %	17.2%	16.9%	16.6%	15.9%	16.9%	16.6%
	CET 1, %	17.0%	16.6%	16.2%	15.5%	16.6%	14.7%
	RoAE,%	5.2%	4.9%	-	2.6%	3.2%	3.2%

* TOI and taxes includes normalization of BRL currency overhedge. Headline TOI 2018 \$817m, 2019 \$865m, 2020 \$646m, 2021 \$854m, Q1 2021 \$182m and Q1 2022 \$247m. ** Liquid funds includes placements with banks & other financial institutions and securities bought under repurchase agreements.

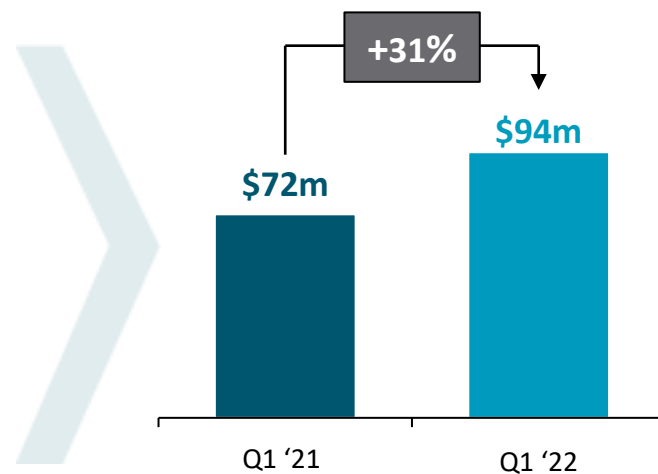
Underlying Total Operating Income

	Q1 2021	Q1 2022
Headline TOI	\$182m	\$247m
Currency Hedge*	+\$15m	(\$3m)
Normalized TOI	\$197m	\$244m
FX impacts and one-offs	-	+\$9m
Underlying TOI	\$197m	\$253m



Underlying Net Operating Profit

	Q1 2021	Q1 2022
Headline Net Operating Profit	\$57m	\$88m
Currency Hedge*	+\$15m	(\$3m)
Normalized Net Operating Profit	\$72m	\$85m
FX impacts and one-offs	-	+\$9m
Underlying Net Operating Profit	\$72m	\$94m



* Regular hedging transactions to cover open USD position in Banco ABC Brasil Cayman branch that creates a corresponding tax adjustment.



For more information,
contact us on

InvestorRelations@bank-abc.com



Bank ABC Head Office

P.O. Box 5698, Manama
Kingdom of Bahrain

www.bank-abc.com



IMPORTANT: The following applies to this document, the oral presentation of the information in this document by Arab Banking Corporation B.S.C. ("Bank ABC") or any person acting on behalf of Bank ABC, and any question-and-answer session that follows the oral presentation (collectively, the "Information"). In accessing the Information, you agree to be bound by the following terms and conditions.

This presentation has been prepared by Bank ABC and has not been independently verified. This document is an advertisement and does not constitute a prospectus for the purposes of the Prospectus Directive (as defined below). The Information does not constitute or form part or all of, and should not be construed as, any offer of, or any invitation to sell or issue, or any solicitation of any offer to purchase, subscribe for, underwrite or otherwise acquire, or a recommendation regarding, any securities of Bank ABC, nor shall it or any part of it nor the fact of its presentation or distribution form the basis of, or be relied on in connection with, any contract or any commitment whatsoever or any investment decision. The Information is confidential and is being provided to you solely for your information and may not be reproduced, retransmitted or further distributed to any other person or published, in whole or in part, for any purpose. This presentation contains data compilations, writings and information that are proprietary and protected under copyright and other intellectual laws and may not be redistributed or otherwise transmitted by you to any other person for any purposes.

The Information is only being distributed to and is only directed at: (A) persons in member states of the European Economic Area (other than the United Kingdom) who are "qualified investors" within the meaning of Article 2(1)(e) of Directive 2003/71/EC (as amended including by Directive 2010/73/EU and together with any relevant implementing measures in that relevant member state, the "Prospectus Directive") ("Qualified Investors"); (B) in the United Kingdom, Qualified Investors who are "Investment Professionals" falling within Article 19(5) of the Financial Services and Markets Act 2000 (Financial Promotion) Order 2005 (the "Order") and/or high net worth companies, and other persons to whom it may lawfully be communicated, falling within Article 49(2)(a) to (d) of the Order; and (C) such other persons as to whom the Information may be lawfully distributed and directed under applicable laws (all such persons in (A) to (C) above together being referred to as "relevant persons"). Securities issued by Bank ABC are only available to, and any invitation, offer or agreement to purchase securities will be engaged in only with, relevant persons. Any person who is not a relevant person should not act or rely on the Information.

This presentation is not intended for distribution or publication in the United States. Neither this document nor any part or copy of it may be distributed, directly or indirectly, in the United States. The distribution of this document in certain jurisdictions may be restricted by law and persons in to whose possession this presentation comes should inform themselves about and observe any such restrictions. By reviewing this presentation, you represent and agree that you are located outside the United States and you are permitted under the laws of your jurisdiction to receive this presentation. This presentation is not an offer to sell or a solicitation of any offer to buy the securities of Bank ABC in the United States. Bank ABC's securities have not been and will not be registered under the Securities Act of 1933, as amended.

Nothing contained in the Information shall be deemed to be a forecast projection or estimate of Bank ABC's future economic performance. The Information contains forward-looking statements. These forward-looking statements can be identified by the use of forward-looking terminology, including the terms "believes", "estimates", "projects", "expects", "intends", "may", "will", "seeks" or "should" or, in each case, their negative or other variations or comparable terminology, or by discussions of strategy, plans, objectives, goals, future events or intentions. Forward-looking statements are statements that are not historical facts and include statements about Bank ABC's beliefs and expectations. These statements are based on current plans, estimates and projections and, therefore, undue reliance should not be placed on them. Forward-looking statements speak only as of the date they are made. Although Bank ABC believes that the beliefs and expectations reflected in such forward-looking statements are reasonable, no assurance can be given that such beliefs and expectations will be realised.

The information and opinions contained in this presentation or in oral statements of the representatives of Bank ABC are provided as at the date of this presentation or as at the other date if indicated and are subject to change without notice.

MiFID II product governance / Professional investors and ECPS only target market – Solely for the purposes of each manufacturer's product approval process, the target market assessment in respect of the Notes has led to the conclusion that: (i) the target market for the Notes is eligible counterparties and professional clients only, each as defined in Directive 2014/65/EU (as amended, "MiFID II"); and (ii) all channels for distribution of the Notes to eligible counterparties and professional clients are appropriate. Any person subsequently offering, selling or recommending the Notes (a "distributor") should take into consideration the manufacturers' target market assessment; however, a distributor subject to MiFID II is responsible for undertaking its own target market assessment in respect of the Notes (by either adopting or refining the manufacturers' target market assessment) and determining appropriate distribution channels.

No reliance may be placed for any purpose whatsoever on the Information or on any assumptions made as to its completeness.

By accepting these materials, you will be deemed to acknowledge and agree to the matters set forth above.

THIS DOCUMENT DOES NOT DISCLOSE ALL THE RISKS AND OTHER SIGNIFICANT ISSUES RELATED TO AN INVESTMENT IN THE SECURITIES/THE TRANSACTION. PRIOR TO TRANSACTING, POTENTIAL INVESTORS SHOULD ENSURE THAT THEY FULLY UNDERSTAND THE TERMS OF THE SECURITIES/TRANSACTION AND ANY APPLICABLE RISKS.
/THE TRANSACTION. PRIOR TO TRANSACTING, POTENTIAL INVESTORS SHOULD ENSURE THAT THEY FULLY UNDERSTAND THE TERMS OF THE SECURITIES/TRANSACTION AND ANY APPLICABLE RISKS.