

H1 2022 Results Presentation

- ✓ **The Group is weathering the unexpected headwinds from geopolitical developments and persistent high inflation across some markets**, being counterbalanced by sustained high oil prices and improving economic activity in other markets, as well as rising interest rates.
- ✓ **Strategic direction is consistent and ABC continues to improve its position as a renowned leader in digital innovation in banking** with widespread industry recognition, exemplified most recently by “The Banker” Innovation in Digital Banking Award 2022 for Middle East.
- ✓ **H1 2022 performance of a headline net profit of \$70m marks a solid and profitable first half**, 27% higher compared to US\$55 million reported for the same period last year.
- ✓ **H1 revenues at \$523m on an underlying basis (\$520m headline) crossed the \$500 million mark for the first time in history**, reflecting good underlying business growth and including the consolidation of BLOM Bank Egypt (“BBE”). This was a substantial 31% increase compared to US\$400m on underlying basis for the same period last year, with robust performance across all Group units.
- ✓ **Operating expenses were at \$331 million**, 31% higher than US\$253 million for the same period last year, reflecting flat revenue/cost ‘jaws’ from a combination of consolidation of BBE, more normal levels of post-pandemic activity and appropriate cost discipline while investing into the Group’s digital transformation and strategic initiatives.
- ✓ **Impairment charges (ECL) for the period were \$51m**, compared to \$49 million reported for the same period last year, broadly in line with our historic credit loss experience.
- ✓ **The Group maintains a strong balance sheet and capital position**, with a 16.6 % Tier 1 ratio (14.7% CET1), LCR of 244% and NSFR of 126%.

Consistent Strategic Direction: Emphasizes Digital Transformation and our Acquisition in Egypt

Strategic intent	MENA's leading international Bank			
Values	Client Centric	Collaborative	Consistent	
Strategic objectives	<p>Build our Digital Bank of the Future</p> <ul style="list-style-type: none"> / Transition Group Retail into ila / Build WB Digital / Leading Digital Payment Solutions 	<p>Refocus our Wholesale Banking Transformation</p> <ul style="list-style-type: none"> / Refocus on selective corporate growth / Reinvigorate Financial Markets and Transaction Banking products / Refresh Europe Strategy 	<p>Integrate BBE to deepen Market Presence in Egypt</p> <ul style="list-style-type: none"> / Integrate BBE with ABC Egypt / Build Egypt to be a primary engine of profit growth for the Group 	<p>Strengthen our Organizational Resilience</p> <ul style="list-style-type: none"> / Operational resilience / Risk & Financial resilience
Progress in H1 2022	<ul style="list-style-type: none"> / ila continues to gain momentum and will launch in Jordan later this year / Digital import LCs went live in H1 '22 / AFS started year strongly 	<ul style="list-style-type: none"> / Post pandemic expansion of corporate customers base continues / Strong deal pipeline prospects for rest of year 	<ul style="list-style-type: none"> / The merger and integration of BBE is progressing well / Legal day One of new combined Bank expected in H2 	<ul style="list-style-type: none"> / Kept Stable credit rating / Maintained Capital and liquidity ratios well above regulatory levels

Bank ABC reinforces its reputation for leading digital innovation in the Middle East

\ Innovation in Digital Banking in the Middle East



The Banker

\ Best Bank for Digital Solutions in Bahrain



EUROMONEY

\ Best Digital Banking Initiative



MEED
Middle East business intelligence

Total Operating Income, \$m

Underlying*

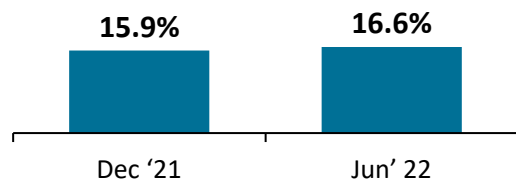


- Underlying TOI of \$523m (31% growth) reflects strong recovery across most of our markets and business lines, benefitting from increase in interest rates and consolidation of BBE.

Headline

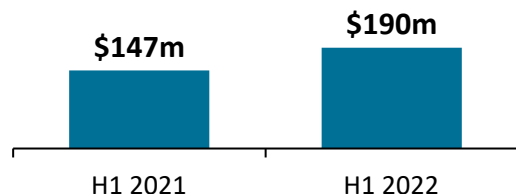


T1 Capital Ratio, %



- The Group has concluded an AT1 capital issuance, further strengthening its capital position
- Capital base remains strong, stable & significantly above regulatory minimum levels
- CET 1 Ratio (14.7%) comprises the majority of Tier 1 Ratio

Underlying Net Operating Profit, \$m



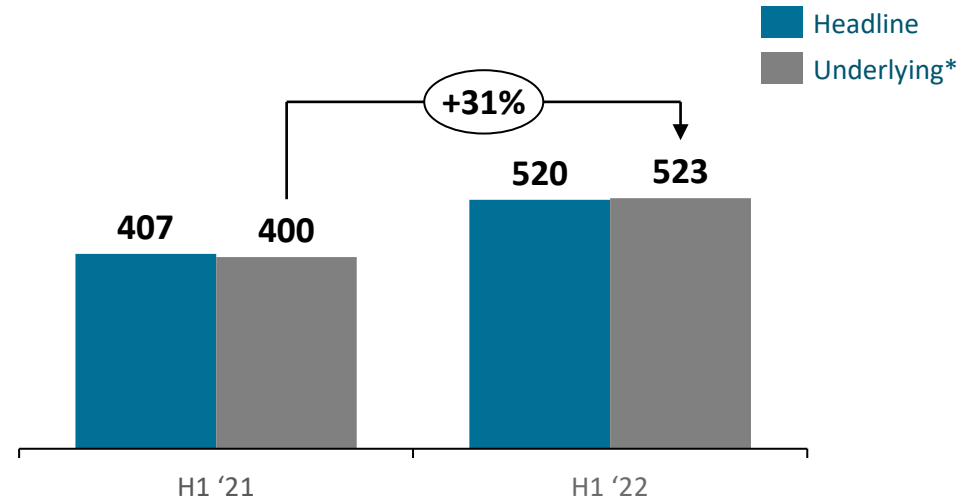
- Underlying* net operating profit (before provisions and taxation) +29% growth, also benefitting from the consolidation of BBE
- Net Profit to shareholders of \$70m with cost of risk in line with historical levels

* Please refer to appendix for headline vs underlying basis calculation.

Total Operating Income(TOI), \$m

Underlying* TOI of \$523m was 31% higher than H1 2021 levels, reflecting strong recovery across most of our markets and business lines, and benefiting from the consolidation of BBE

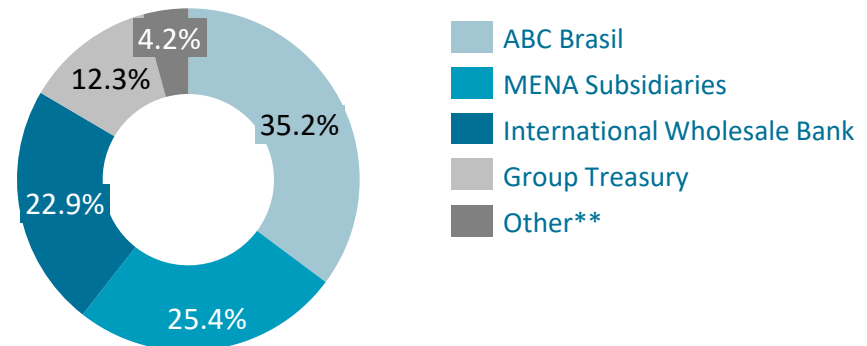
Client and transaction revenues have performed well with positive growth rates reflecting resilience across most of our markets and business lines, and good pipeline prospects for H2



TOI by Business (H1 2022), %

Headline net interest income at \$370m +42% year on year supported by higher loan volumes, consistent margins and the addition from BBE

Income is broad based and diversified across various business units



* Please refer to appendix for headline, and underlying basis calculation.

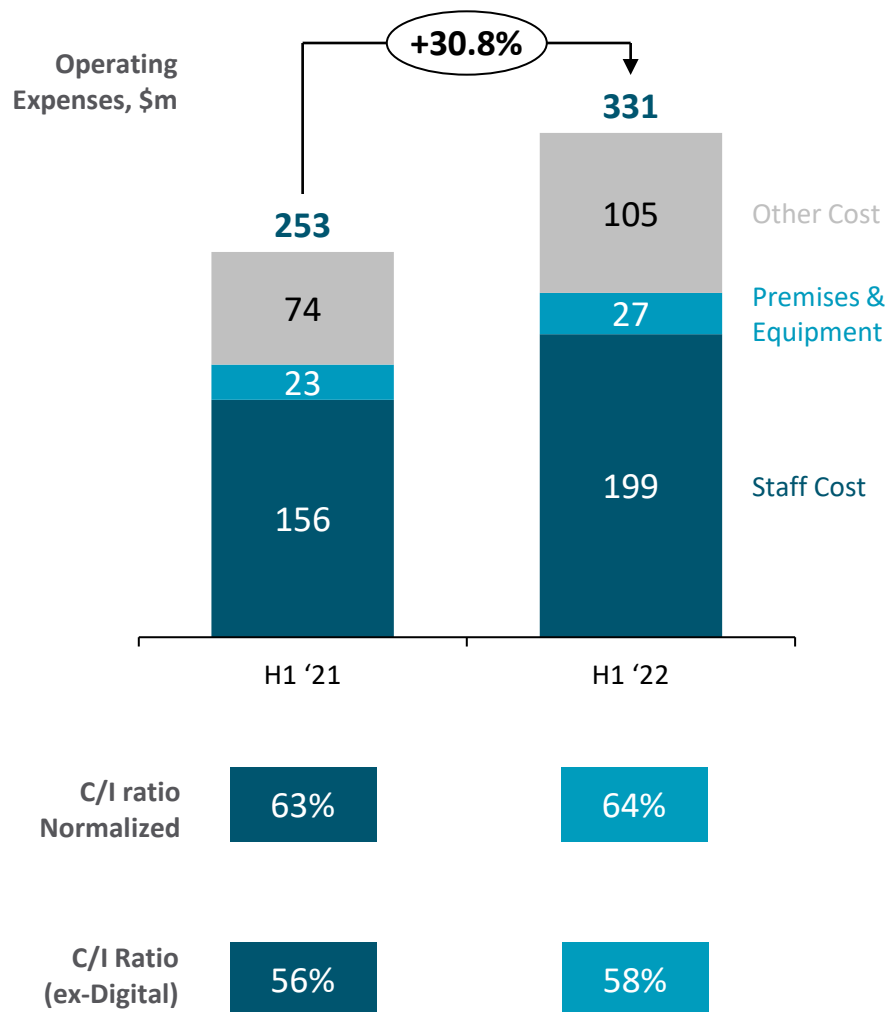
** Other includes activities of Arab Financial Services and ila.

Operating Expenses and Cost to Income Ratio

✓ +31% headline increase in costs is the same as the revenue increase (representing “flat jaws”) from a combination of consolidation of BBE as well as the Group returning to a more normal level of activity

✓ The Group continues to enforce appropriate cost discipline without compromising on investments into the Group’s digital transformation and strategic initiatives.

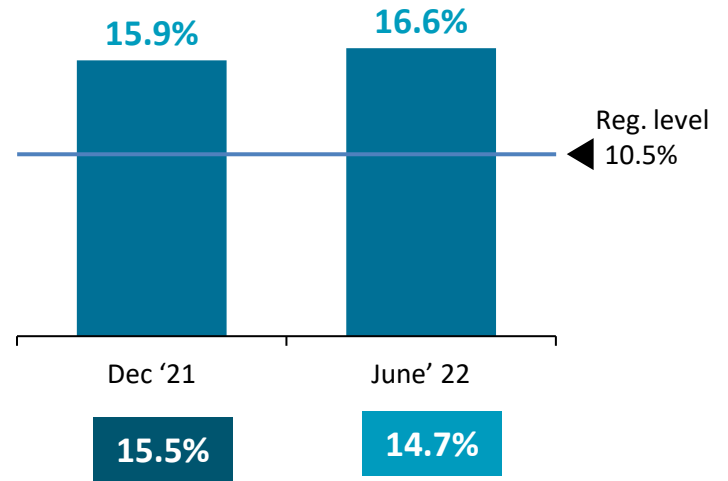
✓ Cost to income ratio slightly elevated reflecting the continuing levels of investment into the Group’s digital initiatives



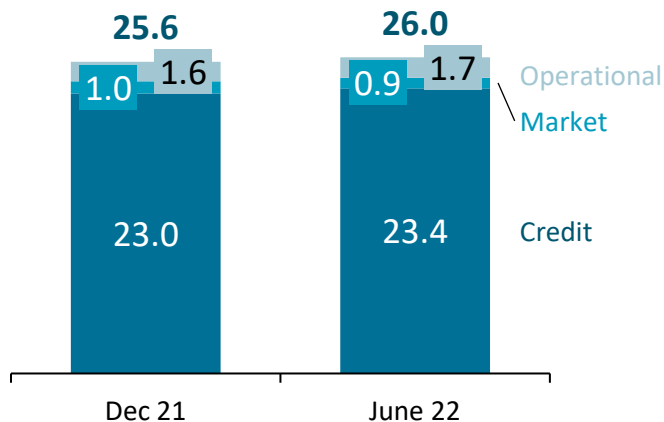
Overview

- Capital base remains strong, stable and significantly above regulatory minimum levels
- CET 1 Ratio (14.7%) comprises the majority of Tier 1 Ratio
- Total CAR of 17.7% as at end of June 2022
- RWA stood at \$26bn as of June 2022, compared to \$25.6bn as of Dec-2021 (+2%)

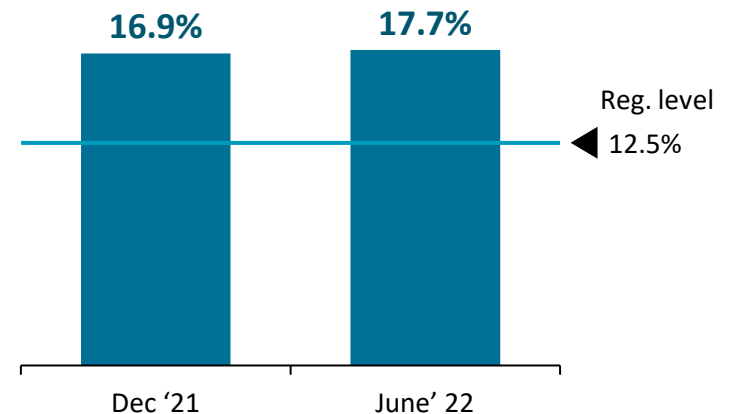
CET1 and Tier 1 Ratios, %



RWA by Type of Risk, \$bn



Capital Adequacy Ratio, %



✓ Total assets stood at \$34.3 billion at the end of the period, broadly in line with the \$34.9 billion at the 2021 year-end

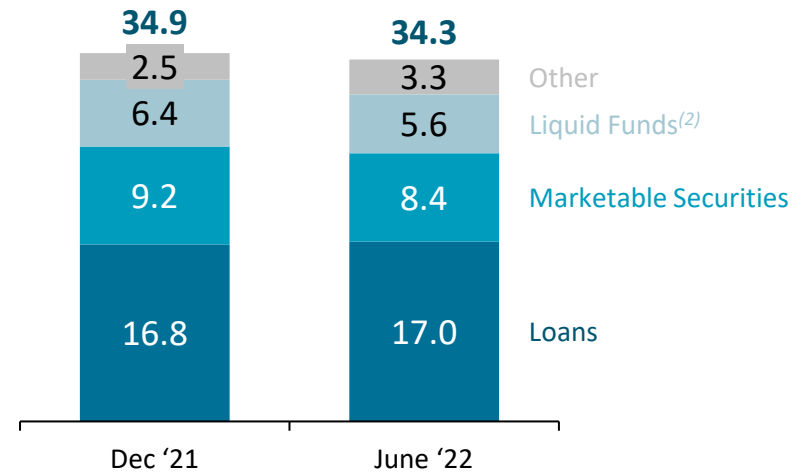
✓ More than half the Assets are maturing within 1-year

✓ Loans increased by 1% during the first half of the year to \$17.0bn reflecting growth while emphasising selective underwriting

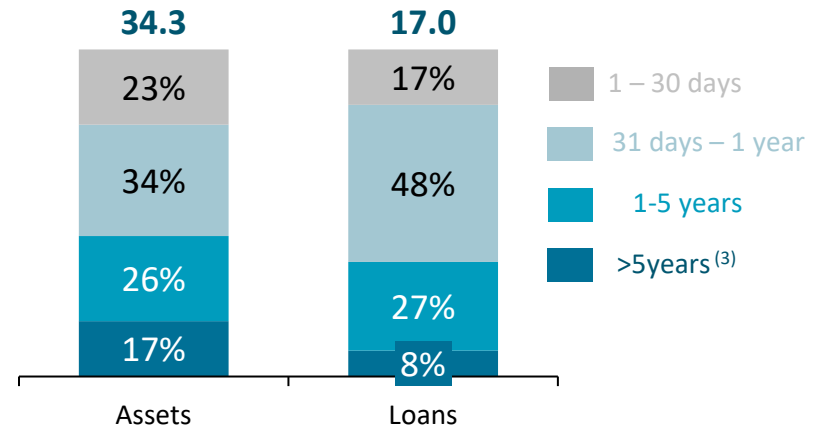
✓ Net loans to customer deposits ratio broadly stable at 83%, comparable to the 2021 year end levels

✓ Strong liquid funds position with LCR of 244% ⁽¹⁾ and NSFR of 126%

June 2022 Assets by Instrument, \$bn



June 2022 Assets by Maturity, \$bn



(1) LCR calculated net of trapped liquidity. (2) Liquid funds includes placements with banks & other financial institutions and securities bought under repurchase agreements. (3) >5 years includes undated.



Net profit of US\$ 70 million marks a solid and profitable first Half 2022 with revenues, costs and ECL broadly returning to pre-pandemic levels



H1 2022 Operating Income on an underlying basis grew by +28% year on year and passed the \$500m mark for the first time reflecting good underlying business growth and including the consolidation of BLOM Bank Egypt



ECL charge broadly in line with our historic credit loss experience with strong balance sheet and asset quality being maintained



Continuing to achieve major delivery milestones in building our Bank of the Future

Profit or Loss	US\$ millions	2018	2019	2020	2021	H1 2021	H1 2022
	Interest Income	559	564	516	592	260	370
	Non-Interest Income*	309	311	233	277	140	149
	Total Operating Income (TOI)*	868	875	749	869	400	519
	Total Operating Expenses	-474	-524	-486	-569	-253	-331
	Operating Profit	394	351	263	300	147	188
	Provisions	-79	-82	-329	-106	-49	-51
	Profit before Taxes & M.I.	315	269	-66	194	98	137
	Taxes*	-67	-33	-9	-66	-29	-41
M.I.	-46	-42	-14	-28	-14	-26	
Net Profit	202	194	-89	100	55	70	

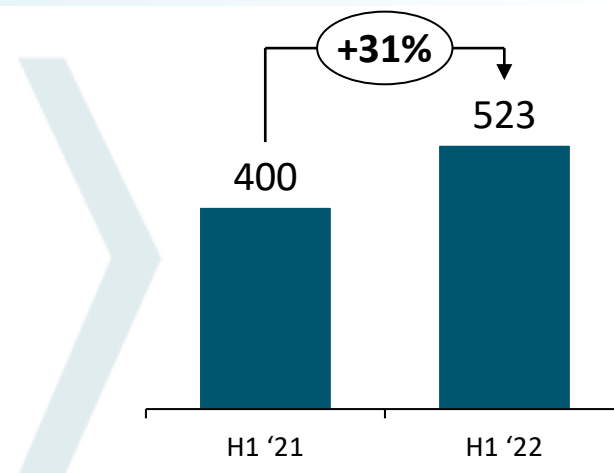
Balance Sheet	US\$ millions	2018	2019	2020	2021	June 2021	June 2022
	Liquid Funds**	6,266	5,323	5,378	6,355	4,693	5,582
	Marketable Securities	6,638	6,343	6,867	9,252	7,735	8,365
	Loans & Advances	14,884	16,452	15,656	16,768	15,930	17,022
	Other	1,761	1,950	2,506	2,522	2,581	3,317
	Total Assets	29,549	30,068	30,407	34,897	30,939	34,286
	Customer Deposits	16,464	17,065	17,667	21,459	18,313	20,993
	Bank Deposits	4,207	3,897	3,596	4,388	3,852	3,712
	Borrowing	2,012	2,080	1,795	1,211	1,613	1,244
	Other	2,550	2,537	3,205	3,604	2,879	3,832
	Total Liabilities	25,233	25,579	26,263	30,662	26,657	29,781
	Shareholders' Equity	3,862	4,031	3,767	3,872	3,890	3,715
	Non-Controlling Interest	454	458	377	363	392	400
	Additional / Perpetual Tier-1 Capital	-	-	-	-	-	390
	Total Equity	4,316	4,489	4,144	4,235	4,282	4,505
Total Liabilities & Equity	29,549	30,068	30,407	34,897	30,939	34,286	

Key Metrics	Normalized Cost to Income, %	55%	60%	65%	65%	63%	64%
	Tier 1 Ratio, %	17.2%	16.9%	16.6%	15.9%	16.4%	16.6%
	CET 1, %	17.0%	16.6%	16.2%	15.5%	16.1%	14.7%
	RoAE, %	5.2%	4.9%	-	2.6%	2.9%	3.5%

* TOI and taxes includes normalization of BRL currency overhedge. Headline TOI 2018 \$817m, 2019 \$865m, 2020 \$646m, 2021 \$854m, H1 2021 \$407m and H1 2022 \$520m. ** Liquid funds includes placements with banks & other financial institutions and securities bought under repurchase agreements.

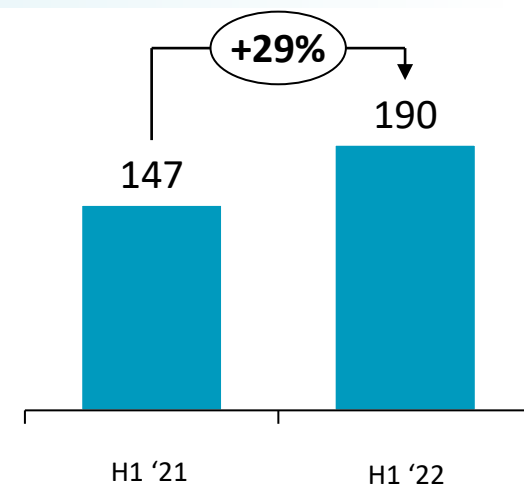
Underlying Total Operating Income

	H1 2021	H1 2022
Headline TOI	\$407m	\$520m
Currency Hedge*	(\$7m)	(\$1m)
Normalized TOI	\$400m	\$519m
FX impacts and one-offs	-	\$4m
Underlying TOI	\$400m	\$523m



Underlying Net Operating Profit

	H1 2021	H1 2022
Headline Net Operating Profit	\$154m	\$189m
Currency Hedge*	(\$7m)	(\$1m)
Normalized Net Operating Profit	\$147m	\$188m
FX impacts and one-offs	-	\$2m
Underlying Net Operating Profit	\$147m	\$190m



* Regular hedging transactions to cover open USD position in Banco ABC Brasil Cayman branch that creates a corresponding tax adjustment.



For more information,
contact us on

InvestorRelations@bank-abc.com



Bank ABC Head Office

P.O. Box 5698, Manama
Kingdom of Bahrain

www.bank-abc.com



IMPORTANT: The following applies to this document, the oral presentation of the information in this document by Arab Banking Corporation B.S.C. ("Bank ABC") or any person acting on behalf of Bank ABC, and any question-and-answer session that follows the oral presentation (collectively, the "Information"). In accessing the Information, you agree to be bound by the following terms and conditions.

This presentation has been prepared by Bank ABC and has not been independently verified. This document is an advertisement and does not constitute a prospectus for the purposes of the Prospectus Directive (as defined below). The Information does not constitute or form part or all of, and should not be construed as, any offer of, or any invitation to sell or issue, or any solicitation of any offer to purchase, subscribe for, underwrite or otherwise acquire, or a recommendation regarding, any securities of Bank ABC, nor shall it or any part of it nor the fact of its presentation or distribution form the basis of, or be relied on in connection with, any contract or any commitment whatsoever or any investment decision. The Information is confidential and is being provided to you solely for your information and may not be reproduced, retransmitted or further distributed to any other person or published, in whole or in part, for any purpose. This presentation contains data compilations, writings and information that are proprietary and protected under copyright and other intellectual laws and may not be redistributed or otherwise transmitted by you to any other person for any purposes.

The Information is only being distributed to and is only directed at: (A) persons in member states of the European Economic Area (other than the United Kingdom) who are "qualified investors" within the meaning of Article 2(1)(e) of Directive 2003/71/EC (as amended including by Directive 2010/73/EU and together with any relevant implementing measures in that relevant member state, the "Prospectus Directive") ("Qualified Investors"); (B) in the United Kingdom, Qualified Investors who are "Investment Professionals" falling within Article 19(5) of the Financial Services and Markets Act 2000 (Financial Promotion) Order 2005 (the "Order") and/or high net worth companies, and other persons to whom it may lawfully be communicated, falling within Article 49(2)(a) to (d) of the Order; and (C) such other persons as to whom the Information may be lawfully distributed and directed under applicable laws (all such persons in (A) to (C) above together being referred to as "relevant persons"). Securities issued by Bank ABC are only available to, and any invitation, offer or agreement to purchase securities will be engaged in only with, relevant persons. Any person who is not a relevant person should not act or rely on the Information.

This presentation is not intended for distribution or publication in the United States. Neither this document nor any part or copy of it may be distributed, directly or indirectly, in the United States. The distribution of this document in certain jurisdictions may be restricted by law and persons in to whose possession this presentation comes should inform themselves about and observe any such restrictions. By reviewing this presentation, you represent and agree that you are located outside the United States and you are permitted under the laws of your jurisdiction to receive this presentation. This presentation is not an offer to sell or a solicitation of any offer to buy the securities of Bank ABC in the United States. Bank ABC's securities have not been and will not be registered under the Securities Act of 1933, as amended.

Nothing contained in the Information shall be deemed to be a forecast projection or estimate of Bank ABC's future economic performance. The Information contains forward-looking statements. These forward-looking statements can be identified by the use of forward-looking terminology, including the terms "believes", "estimates", "projects", "expects", "intends", "may", "will", "seeks" or "should" or, in each case, their negative or other variations or comparable terminology, or by discussions of strategy, plans, objectives, goals, future events or intentions. Forward-looking statements are statements that are not historical facts and include statements about Bank ABC's beliefs and expectations. These statements are based on current plans, estimates and projections and, therefore, undue reliance should not be placed on them. Forward-looking statements speak only as of the date they are made. Although Bank ABC believes that the beliefs and expectations reflected in such forward-looking statements are reasonable, no assurance can be given that such beliefs and expectations will be realised.

The information and opinions contained in this presentation or in oral statements of the representatives of Bank ABC are provided as at the date of this presentation or as at the other date if indicated and are subject to change without notice.

MiFID II product governance / Professional investors and ECPS only target market – Solely for the purposes of each manufacturer's product approval process, the target market assessment in respect of the Notes has led to the conclusion that: (i) the target market for the Notes is eligible counterparties and professional clients only, each as defined in Directive 2014/65/EU (as amended, "MiFID II"); and (ii) all channels for distribution of the Notes to eligible counterparties and professional clients are appropriate. Any person subsequently offering, selling or recommending the Notes (a "distributor") should take into consideration the manufacturers' target market assessment; however, a distributor subject to MiFID II is responsible for undertaking its own target market assessment in respect of the Notes (by either adopting or refining the manufacturers' target market assessment) and determining appropriate distribution channels.

No reliance may be placed for any purpose whatsoever on the Information or on any assumptions made as to its completeness.

By accepting these materials, you will be deemed to acknowledge and agree to the matters set forth above.

THIS DOCUMENT DOES NOT DISCLOSE ALL THE RISKS AND OTHER SIGNIFICANT ISSUES RELATED TO AN INVESTMENT IN THE SECURITIES/THE TRANSACTION. PRIOR TO TRANSACTING, POTENTIAL INVESTORS SHOULD ENSURE THAT THEY FULLY UNDERSTAND THE TERMS OF THE SECURITIES/TRANSACTION AND ANY APPLICABLE RISKS.
/THE TRANSACTION. PRIOR TO TRANSACTING, POTENTIAL INVESTORS SHOULD ENSURE THAT THEY FULLY UNDERSTAND THE TERMS OF THE SECURITIES/TRANSACTION AND ANY APPLICABLE RISKS.